


HANDCUFF SECRETS

BY HARRY HOUDINI



GEORGE ROUTLEDGE & SONS, LTD.

UNIFORM WITH THIS VOLUME

CHRISTMAS SERIES. 1/-

1001 Riddles and Jokes.
ROUTLEDGE.

Amateur Acting. ANGUS.

Children's Theatricals.
ANGUS.

**Conjuring Tricks with Coins,
Watches, Rings and Hand-
kerchiefs.** HOFFMANN.

**Conjuring Tricks with Dom-
inoes, Dice, Balls, and Hats.**
HOFFMANN.

Dancing (Guide to). LAWSON.

Drawing - Room Conjuring.
HOFFMANN.

**Dream Book and Fortune
Teller.** LAWFORD.

Family Theatricals. SMITH.

**Miscellaneous Conjuring
Tricks.** HOFFMANN.

Plays for Children. WALKER.

Tricks with Cards. HOFF-
MANN.

**Dreams and their Interpreta-
tion.** PRANGLEY.

**Character and Fate as De-
monstrated by the Hand.**
PRANGLEY.

Language of Handwriting.
STOCKER.

**Magic Squares, Picture Puz-
zles, Enigmas, Riddles.**
PEARSON.

**Optical Illusions, Chess
Cameos, Science at Play.**
PEARSON.

**Word Puzzles, Letter Puzzles,
Missing Words.** PEARSON.

GEORGE ROUTLEDGE & SONS, LIMITED.

HANDCUFF SECRETS



HISTORY
Houdini

HANDCUFF SECRETS

BY
HARRY HOUDINI



LONDON
GEORGE ROUTLEDGE AND SONS, LIMITED
NEW YORK: E. P. DUTTON & CO.

1910

PREFACE

IN publishing this book, revealing as it does, clearly and concisely, the various tricks performed, and artifices used, by many of the so-called Manacle Monarchs, Handcuff Kings, and Jail Breakers, I do so without intent to offend those performers who work on thoroughly legitimate lines. Doubtless, however, those performers who issue lying challenges at Jail Breakers and Handcuff Kings, those who feebly endeavour to imitate, those who make fictitious statements and offers of large sums of money to any one who can produce police regulation handcuffs from any part of the universe from which they cannot release themselves, those who evade the critical tests (which might crop up in such challenges) by fraud and colossal lying, those are the individuals who may have something to say against the divulging of their various methods of hoodwinking a credulous public; nevertheless, in the following pages startling revelations of the *modus operandi* of such performers are to be found.

You will doubtless have seen announcements of some so-called Handcuff King who issues such a challenge as mentioned, couched in sensational phraseology, and perhaps you have paused and wondered that "such things

could be," and you would have wished to test him, sceptical as to the genuineness of the challenge, but you refrained from doing so. Had you, however, done so, and sought permission to step on the stage as a member of the committee to apply your tests, it would be very probable you would not have been allowed to appear before the audience, unless you had the common ordinary handcuff alone, and not special irons, the manipulation of which might baffle him, and if you persisted in your desire to test him, you would in all probability be escorted off with the accompaniment of very forcible language, and you would find yourself promptly ejected through the nearest exit by some one of more physical prowess than yourself, amid derision and taunts, as such a type of performer hesitates at nothing to gain his ends, and only permits on his stage those with the common ordinary manacles, and confederates who have already been "planted" amongst the audience and supplied with handcuffs and other irons by the performer and his assistants.

Confederates? Impossible that such could be the case—that the performance could be repeated night after night, with a change of committee each time, without exposure, but as the original Handcuff King of world-wide experience, I think I may be accepted as an authority, and I know for an absolute fact that it is so, having met such adventurous, would-be imitators in various parts of the world.

In speaking of confederates, it is quite admissible to have a few pair of handcuffs given to some persons in your

audience beforehand, as it is quite possible that no one might have brought any, and if there were no cuffs present you could not perform, unless you introduced some of your own on the stage, which would weaken the performance considerably, and it is always well to be ready for such contingency ; but this act does not prevent others of your audience acting on committee—and my remarks relative to confederates are, where none are allowed on the stage, except confederates—herein chiefly lies the imposition.

To my present knowledge no reliable work has been written, exclusively dealing with this subject, but I have come across some flimsy leaflets, here and there, which aim at explaining some methods adopted, but the attempts at revealing the secrets are so vague, vapid, and unfinished, that no one could grasp at the writer's meaning, not even those who have already been initiated in some of the mysteries of the subject under consideration. This book is purposely written for the benefit of professionals, amateur magicians, and those desirous of becoming adepts in entertaining and mystifying their friends, etc., with escapes and tricks with handcuffs and other fetters. I also explain a way in a lucid manner to present some startling, novel illusions and deceptions hitherto unpublished, such as the strait-jacket, lock-picking and files for same, American and Continental handcuffs, etc.

I shall not delve into the very deep intricacies of some of the great modern feats of handcuff manipulations, and jail-breaking, as accomplished by myself, but shall explain a way in a simple fashion how my performances have been

initiated, and plagiarized by those self-styled world's greatest Manacle Kings, Handcuff Monarchs, Jail-breakers, and dealers in material for the craft, so that you at least will find a storehouse of information in these pages to enable you with a little practice and patience to give a very creditable and mystifying performance.

The numerous illustrations interspersed through these pages are taken in most instances from photographs, and will, I hope, enhance its usefulness, as they enable the reader at once to follow with quick perception the detailed explanations given.

HARRY HOUDINI

CONTENTS

CHAPTER	PAGE
I. INTRODUCTORY	I
II. OPENING SEALED HANDCUFFS	8
III. BLUNDERS OF SOME HANDCUFF EXPOSERS	13
IV. FAKE OR SPOOF MANACLE	25
V. AMERICAN MANACLES	33
VI. FRENCH LETTER CUFF	42
VII. LOCK PICKERS	50
VIII. SAFE-OPENING MICROMETER	56
IX. SKELETON KEYS	62
X. COLOGNE POLICE SUED FOR LIBEL	67
XI. MORE LOCK-PICKING IMPLEMENTS	73
XII. STRAIT-JACKET RELEASE	80
XIII. METHOD OF ESCAPE	83
XIV. HISTORICAL LOCK-PICKING CONTESTS, WITH JAMES SARGENT AS THE CENTRE FIGURE	87
XV. HANDCUFFS AND THEIR KEYS	100

ILLUSTRATIONS

Portrait of the Author	<i>Frontispiece</i>
Common English Regulation Handcuffs	PAGE 3
"Plug 8" Handcuffs	4
False Finger with Key concealed	5
False Finger to conceal Key	6
"Split Key" for English Cuffs	6
Hitting Cuff to open	8
Snips, or Come-along ; English Regulation Cuff without Chains .	9
Cuffs with Keyhole underneath	10
Cuff manufactured by A. Stotz	11
"Plug 8" Handcuff	14
Cuff from which Hilmar failed to escape	17
Scotland Yard Adjustables	20
Old and New Key for the same	21
Neck-cuff or Collar	24
Fake or Spoof Manacle	27
Captain E. D. Bean	30
Thumb-cuff	32
Thumb-screw used in the Bastille	32
Handcuffs invented by Herman Ahrend	33
Tower and Lyon Double-lock, Cobb 1900 Cuff, Pinkerton Detective Cuff	34
Apparatus for Opening Ratchet Cuffs	35
Boston Bean Prison Cuff, Bean Giant and Bean Prison Leg-iron	36
American Army Cuff, American Prison Adjustable Leg-irons, Guiteau Cuff, Jersey Cuff, Lilly Iron	37
South German Cuff, Berliner Cuff, Houdini Bell Lock Cuff, Spanish Manacle, Thumb-screw used in Bastille	38

	PAGE
French Cuff with Letter Lock, Russian Leg-irons, Egyptian Hand and Leg-iron, Russian Manacle 1902	39
German Transport Chain, Way to Fasten it	40
The same, Pulling the First Hand Out	41
The same, Freeing the Second Hand	41
Method of Opening French Letter Lock	43
Sections of French Letter Cuff	44
Engelberto Kleppini	47
James Sargent	51
Instruments for Removing Plug from "Plug 8" Cuff	54, 55
Sargent's Instruments to Open Combination Locks	58
Original and Skeleton Key	63
Adjustable Skeleton Key	63
Skeleton Keys (28)	65
Elastic Garter	66
Lock-picking Implements Folding into a Handle (2 illns.)	69, 70
Lock-picking Implements for Opening Latch-lock Fastenings	71
Wire Pokes	73
Lock-pickers	76
Master Keys useful on the Rim-lock	76
Master Keys for an American Lock	77
Master Key for Common Ward Locks	78
Front View of Strait-jacket	83
Back View of Strait-jacket	84

HANDCUFF SECRETS

CHAPTER I

INTRODUCTORY

IN writing this book on handcuff tricks and allied mysteries, I simply do so as a great many people imagine you must have exceptionally rare talent to become a handcuff king, but such is not the case. The primary lesson is, to learn to use both hands with equal facility, as—if I may use a proverbial expression—one hand washes the other, but in this case one hand releases or unlocks the other. The method adopted by me to acquire this end was, when at table I practised to use the left hand persistently until I could use it almost easily as the right.

In addressing your audience do not become bombastic or overbearing in demeanour, but speak as you would to critical friends, thereby gaining their confidence and sympathy and, no matter what may worry or trouble you, never let your audience detect any irritability or ill temper, but always display a bright and pleasing manner. Nothing is more offensive to an audience than a performer to appear surly and bad tempered. He is there to please the public, and to do so he must be on the best of terms with himself and, I may add, in the best of humour.

You will notice that some of these tricks are very simple—but remember it is not the trick that is to be considered, but the style and manner in which it is presented.

I do not *deliberately* say that the following methods given are precisely the same as I have used on opening the handcuffs or in performing the various other sundry acts, but I speak with absolute confidence when I assert these are the methods that can be, and have been, used to imitate my performances without much outlay, and with little practice.

I wish to instruct, rending aside the veil of mystery surrounding many tricks which constitute the stock-in-trade of certain performers—many of mushroom growth—and in doing so I do not wish to harm any person, as I claim to have the honour of having placed on the market an act or performance by which many an individual is now making a livelihood, whilst I am about to retire.

It may come as a surprise to many to know that in the British Isles the variety of make of handcuffs is very limited—seven or eight at the utmost. In America, however, the number reaches about 175 (or more), while on the Continent padlocks are added to the ordinary list of manacles. So one would need be an expert of “picklocks” to get along outside the United Kingdom. For the present let us confine ourselves to discuss the British types of handcuffs.

Having practised sufficiently to make both hands of equal use, the novice should commence by performing tricks requiring little or no practice, and so I shall explain the easiest methods of getting out of the handcuffs or manacles with which you desire to perform.

The methods described are those chiefly used by the so-called World's Greatest Handcuff Kings, and are so easy of

INTRODUCTORY


duplication that I wonder why many more of these "kings" are not in evidence.

The easiest cuff to work with is the

ENGLISH REGULATION,

as illustrated below.

Having provided yourself with a set of these manacles you get duplicate keys for same. With one solitary exception,



The Common English Regulation

all these cuffs have spring locks and are manipulated by screwing the key in to open, but they close on pressure with a snap. The exception is what is styled "Plug 8," to which I shall allude later on.


For performance. You must adopt the best method suitable to you for concealing your duplicate key. Either in some getatable pocket or in shoe, drapery of cabinet, etc., etc. You may have difficulty in getting handcuffs from your audience, so you must prepare for this emergency by having

HANDCUFF SECRETS

some of your own secretly beforehand "planted" by your assistant with some confederates in audience.

As each comes on you examine the irons and satisfy yourself they are of the regulation pattern, as it is with regulation handcuffs alone you guarantee to free yourself.

Having examined the cuffs, you allow your committee to lock them on you, all present being satisfied you are securely locked. You enter your cabinet, and obtaining possession of your duplicate key, you simply unlock cuff and again conceal



"Plug 8"

key. There are, however, some cuffs larger than others, and in this case you slip one hand from cuff, then it is easy to procure your key and open both.

The Irish 8, similar in appearance to Plug 8, but has no screw or plug. It locks with a snap on the same principle as the ordinary English Regulation. It is used by the Royal Irish Constabulary. The cuff is opened in a different manner to the English Regulation cuff, as you would find it difficult to get key in with fingers unless you had a very slender wrist to enable you to stretch out one hand as far as possible,

INTRODUCTORY

thereby bringing cuff further up arm, so that fingers of the other hand which hold key would come close to keyhole. Should you be unable to do this you unlock by placing key in your mouth, and it is advisable to have handle of key covered with rubber to prevent injury to your teeth.

The best way to have cuff locked is with the keyhole upwards. I do not detail all the methods adopted, but simply the principal ones. As you advance, your own ingenuity will come to your assistance.

It was a master brain, of whom I have no record, that invented the hollow false finger to produce or vanish a silk



False Finger, with Key concealed

handkerchief. With the aid of a false finger you can present a most pleasing handcuff trick, and still easy as it is of execution, the better you will think of it. You can allow your wrists to be handcuffed with the cuffs; your sleeves are turned up; your hands are now placed into a small bag, and in full view of the audience you escape from the handcuffs, and bring out the cuffs from the bag, opened.

As per illustration, you will note the false finger, which is made of metal, easily purchased from any reliable dealer in magical apparatus; you have concealed your second key of cuff; all that is required of you is to allow yourself to be

HANDCUFF SECRETS

handcuffed, with your cuff ; beforehand you place the false finger in position, and under cover of the friendly bag you obtain the key and unlock the handcuffs.

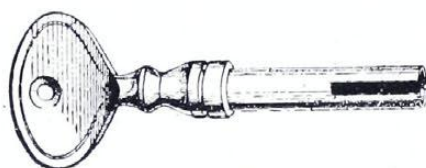
I once knew a certain amateur who had a novel method of concealing his "handcuff opener," and could be searched.



False Finger to conceal Key

First he would take his friend into his room, and ask him to turn his back until he had stripped nude "a la Houdini." While this friend's back was turned, Mr. Amateur had his "gag" made with a small pin soldered on in a hook shape, and this he would slyly insert on his "audience's coat," where it would hang "concealed."

Now being ready he would ask his "audience to run



"Split Key" for English Cuffs

about" and search him. This was done, nothing could be found, the amateur was handcuffed, and the "audience" would again turn around so that he could not see "how it was done"; this naturally brought the "gag" back again to the amateur, who would use the instrument that he had hung on his unsuspecting victim.

INTRODUCTORY

He tried the game with me one day, but alas and alack, when trying to pin the key on my coat tails, on his informing me to "turn about," I "turned" with such speed that Mr. Key flew off its "hanging on place" and fell ignominiously on the floor with a "dull, sickening thud," as the novelists say.

CHAPTER II

OPENING SEALED HANDCUFFS

IF you wish to have handcuffs sealed it would be well to try and have a pair rather large so as to slip the hands.



Hitting Cuff to open


You can then easily open the cuffs by giving it a sharp blow with the keyhole downwards. Strike the cuff where the hinge and keyhole are on the heel of your shoe or against the floor and it will spring open. I once used a plate of lead fastened to drawers at leg above knee, sewn in to prevent it slipping away. This was bent to shape of leg so that it was not perceived. I struck the cuff on where plate of lead was fixed. This method, however, was rather uncertain.

OPENING SEALED HANDCUFFS

On reference to the illustration, you will see how and where I hit the cuff to open it.

A certain handcuff king who served eight years in prison for various offences claims to be able to open all his cuffs by striking them on an anvil, and it is true he has opened several pairs that way while they were on his hands. Once, however, he missed and struck the anvil with his fist, nearly breaking it—not the anvil, but his fist.

Should you use your own cuff a good idea is to have a



1. Snips or Come-along. 2. English Regulation Cuff without Chain

trick cuff made—(The Irish figure 8 design snap lock already referred to above). By removing the strong spiral spring and inserting a weak one, you can, by merely striking it against your limb above knee, jar the cuff open. To show how long it will take, you first of all lock the cuff on wrists of one of your committee with the keyhole *upwards* and give him the key asking him to unlock the cuff. It will take him a considerable time to do this. You now ask him to lock the cuffs on your wrists, but this time take care to have the *keyhole underneath*. (See page 10.)

When cuff is fastened, and having satisfied your committee

HANDCUFF SECRETS

that you are securely locked, you enter your cabinet or go behind screen, and striking the cuff sharply at hinge down on your limb, it will spring open—instantly to appear with



Cuffs with Keyhole underneath

manacle opened, and you will find this the best effect you can produce with a single pair of handcuffs.

In addition to the cuff with weak spring already alluded

OPENING SEALED HANDCUFFS

to there is a prepared cuff that *pulls open*. This cuff will lock and unlock the same as the usual type of cuff, but the catch bolt has been filed away to look like a V. This cuff opens by pulling it apart as easily as it closed.

This is very useful for rapidity when you wish to leave curtain of cabinet open and you remain in full view of audience while hands are locked behind your back.

The Snips or Come-Along as shown on page 9 when placed on the wrists of a prisoner, make him walk along as meek as a lamb by the constable simply twisting the wrist, no matter how strong the arrested may be.

Illustration on page 9 shows the English Regulation cuff minus a chain.

THE MASTER KEY

to open any of the foregoing locks except Plug 8 is shaped as shown on page 14.



Cuff manufactured by A. Stotz

HANDCUFF SECRETS

When using the key one or two turns suffices to catch the thread of screw, then pull and cuff opens.

A cuff that resembles an English Regulation is one used in South Germany and is made by A. Stotz in Stuttgart. It is of the ratchet pattern (see illustration page 11); the screw of this is reversed, i.e., instead of the ordinary method of opening, which is done by turning screw from right to left, this one opens by turning from left to right, and is known as the female cuff or bastard thread.

THE "PLUG 8" HANDCUFF

has a metal plug which screws into keyhole to prevent insertion of a key when locked. It differs from the Irish 8 as it has no spring and does not lock with a snap. It is fitted with a screw instead of the ordinary spring, consequently it cannot be pulled open, but must be unscrewed by first removing plug at keyhole. The head of the plug has two small keyholes in it, and to open or unscrew this plug you use the fork end of key (illustration page 4), the points of which fit in holes in head of plug screw, then unscrew or twist the key from right to left and out comes the plug.

CHAPTER III

BLUNDERS OF SOME "HANDCUFF EXPOSERS" AND LIGHT THROWN ON SOME PERSONAL FOREIGN FIGHTS

HEREWITH is presented the "Plug 8 Handcuff." This is an extraordinarily broad one, was used in South Africa during the Boer War, and they say the cuff is used on the Kaffir diamond thieves. No matter how heavy the manacle may be, the locking arrangement is generally the same. This cuff is made by Hiatt, of Birmingham, Froggott of Boardsley, and the one time handcuff maker Fields. Strange, but almost all of the English cuffs are made in Birmingham or its vicinity.

You will notice that when open it resembles a double W, and when closed it resembles the figure eight; after it is locked you insert a small steel plug in the circular keyhole, and from this steel core or plug, I have named the cuff "Plug 8." In fact I have really named every single cuff in the world to-day. And all of my imitators have taken my "Tales" and names bodily, and without pretence of knowing why the cuff is so called.

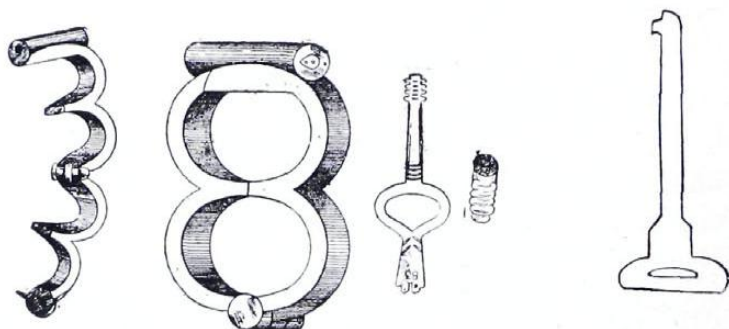
You will note that the key to the Plug 8 has two teeth at one end; this is the end that unscrews the "Steel Plug." After this "plug" has been removed, you take the other end of the key, and insert it into the keyhole, and unlock the cuff by

HANDCUFF SECRETS

turning the key in various directions. Some are female cuffs, which turn from left to right, whilst others are the Regulation right to left "unlocking cuff." It is very easy to make a master for these cuffs, as all work on the same principle.

One "Would-be author" in Germany, who resides in Altona, and who is said also to be a magician and has written several pamphlets on magic, has endeavoured to write a pamphlet explaining my handcuff secrets.

If his magic pamphlets are as insipid as the handcuff



"Plug 3," showing Cuff open, closed, key, steel plug, and master key that will unlock almost any Plug 8 Cuff.

pamphlet, then I wonder how he ever managed to have a publisher accept his manuscript. I have had some very bad printed matter handed to me of foolish "piffle" and "Tommy Rot" explaining the handcuff trick, but Herr H. F. C. Suhr certainly is the limit; in fact only one man ever explained it in as bad a shape, and he is an Englishman who sells some kind of monthly catalogue, which he puts before the public as a monthly paper. Suhr in his pamphlet, "Magische Tandeleyen," stumbles, blunders, and gropes in what is to him "Egyptian Darkness," and being unable to shed any light on the subject, his statements are of such a nature that he somewhat resembles a man with a mania to

publish a book and it matters not what he puts into it as long he can fill it up. Among various statements, Suhr, in a grandiloquent manner, informs you that "Harry Houdini, the American Handcuff King who came to Germany, does not merit his sensation. His work is simplicity itself. The only thing new that he brought over (for all he did was to warm up some old soup and hand it to us) was the boastful American Bluff Advertising Methods ; in this he excelled us Germans. He was heralded as 'Wonderful,' but the finish of this man after all we Germans proved how simple his work was, was that he could not get any more work, all his existing contracts were cancelled, and he had to sneak out of Germany back into England."

In answer to this I say he is either making a deliberate and malicious misstatement, or is in blissful ignorance of what has actually happened.

I arrived in Germany, September, 1900, opened at the Central Theatre, Dresden, broke all records for paid admissions ; opened at the Wintergarten, Berlin, for October, made such a sensation that the Management paid the Roanachers Establishment in Vienna a full month's salary in order to prolong my engagement another month ; left for England and remained three months, returning to Germany for almost two solid seasons. Broke all records in 99 per cent. of the cities I visited, and in Essen Ruhr played to such a sensational business that Manager Schultz actually had the front doors torn down, so as to enlarge the holding capacity of the Colosseum. Never before or since have they ever played to such business. With "Corty Althoff" I played to such a phenomenal business that he kept raising my salary so as to keep me longer, as thou-

sands and thousands of marks were placed in the banks to his account, which he will publicly make statement was due to my "drawing powers," as all of his horses were condemned in Gelsenkirchen, he had only three horses, and in Germany a circus without horses is no circus; my act is therefore solely responsible for his large "gate receipts." These statements are simply made to prove that Suhr is prejudiced and I wish my statements to be positively true. After the Wintergarten engagement, I played return dates at increased salary at Dresden and Berlin, and in Hamburg, Leipzig, Frankfort-on-Main, Magdeburg, Dortmund, Bochum, Osnabruck, Cologne, Mannheim, etc., etc., created my usual sensation. All this time the German magicians were trying to copy my act, and all of them had one cuff and two keys. This is the method that Suhr describes; "obtain the one English cuff, and use two keys." In the "Conjurers' Monthly Magazine," September issue, you will find a full explanation of their method of opening handcuffs. If I am not mistaken, Suhr, in a later book, actually displays his ignorance by illustrating the "Tower Double Lock Ratchet Cuff," and states with serious words "That this is a Chinese handcuff"! *

* Since this book has been written, the following letter will explain why Mr. Suhr wrote his articles regarding myself:—

AN APOLOGY AND ITS ACCEPTANCE

"ALTONA (ELBE), GERMANY,

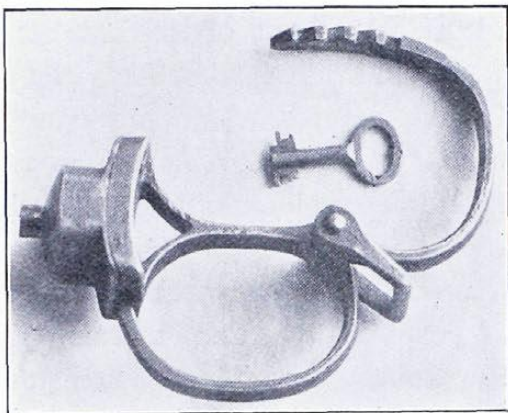
"June 15, 1908.

"MY DEAR MR. HOUDINI,—. . . I would like you to know I have often and deeply regretted the derogatory statements which I made concerning you and your methods in my book 'Magische Tandelein,' and take this means of personally retracting these statements, which were written from hearsay information; for at that time I neither knew you nor was I familiar with your work. . . .—H. F. C. SUHR.

The above extract from Herr Suhr's letter is self-explanatory. In

SOME FOREIGN PERSONAL FIGHTS

Hilmar, another German "handcuffer," came on the stage in the Wintergarten, Berlin, and tried to "do things to me," but he reckoned without his host. He claimed he could do things that no American could, and I placed a common pair of German cuffs on him, and he actually cried and shed real tears for me to release him. Herr Carl Willmann took the spear up against me. I could neither



The Cuff from which the German Handcuff King Hilmar
failed to escape
(Wintergarten, Berlin, November, 1900)

speak or write as good German as I do now, and he made this friendly (?) statement to me in a letter which is in my possession : " You can't write or speak German ; well, if the German's money is good enough for you to earn, you addition, it is an example of the exhibition of the proper manhood, where a man endeavours to right a wrong. During my long and strenuous career I have always endeavoured to do what was right, and whenever I made any mistakes I have done all I could to rectify them. Often when I have worked hardest to elevate a principle or help others my motives and endeavours have been misconstrued. Still, *time rights everything!* I am glad to extend the hand of friendship to Herr Suhr, and hope in my coming tour through Germany to personally meet the man who so bravely acknowledges his convictions.

ought to learn the German language." He challenged me through his "Zauberwelt," and offered 40,000 marks against my 20,000, if I would release myself from a handcuff that he had in his possession. Being in England at the London Alhambra, I was unable to call his bluff until I returned. I wired him that I was coming bright and early, and he informed me on my arrival that he had only allowed a certain time limit for me to accept. He showed me the handcuff, which was of the Ratchet type, and on seeing the manacle, I immediately offered him £100 (\$500.00) if he could again get his "Moneyed-man" to make an appearance. But Herr Carl Willmann would not accept, and I think since calling his bluff, he has no longer been so boastful.

He has treated me very nice since that time, but the truth must predominate. One morning I visited his establishment, being received by his son John, who challenged me to unlock the lock of his front shop door. John Willmann personally locked the door after I had stepped outside, and in less than two minutes I walked into the shop, having unlocked the door.

I noted the make of the "safe" they were using, and offered to "try" to open that also, but he was not willing until "father was in."

In Cologne on the Rhine I had a lawsuit against the police, which lasted one full year, and was successful in obtaining a public apology "by Command of Kaiser Wilhelm," as it had been stated that I was misrepresenting to the German Public. The case was appealed and fought in all the highest courts in Germany, but I won in each instance.

After all my battles in Germany, I think that I earned a

SOME FOREIGN PERSONAL FIGHTS

good rest, and am glad to say on my next visit I was treated very fine, and hope again to play engagements in that country, as the work is now easy, and the public are a good-natured sort of people, and treat you as a personal friend.

I will illustrate the cuff that held Hilmar, as I know that the cuff is seldom seen out of Germany.

A new British handcuff has recently been patented, which is supposed to be the invention of a police sergeant in Sheffield.

While he may claim to be the inventor of this style of lock in a cuff, I know positively that Nathaniel Clarkson, of Halifax, and Detective-Sergeant Arthur Maine, of Leicester, had handcuffs like this in their possession several years ago; even before Sergeant Brookes had thought of the invention.

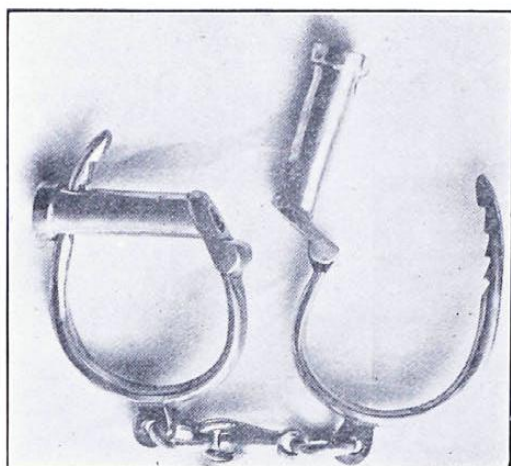
When playing in the Empire Palace in Sheffield, I was challenged by Sergeant Brookes to escape from his invention, which up to that time he had not patented. As a Sheffield reporter happened to be at the performance that evening, I will only quote a few extracts from the newspaper.

The sergeant remaining in the audience sent his boy on the stage with his cuff, and instructed the bright lad to refuse to put the handcuffs on me unless I would allow them to be locked on my wrists behind my back. I consented to this, and escaped in a fair and square manner by opening his cuffs. Extract from the "Sheffield Daily Independent," Monday, May 2, 1904: ". . . There was not even standing room, and excitement ran high as Houdini's turn approached. . . . Some eight men walked on the stage, but the first pair of handcuffs Houdini selected he looked at

HANDCUFF SECRETS

carefully. He then turned to the audience, and said he had been expecting this for some time.

“Turning to the young fellow from whom he had obtained the manacles, Houdini said : ‘ You are Inspector Brookes’s son ? ’ This was not denied. . . . Walking to the front of the stage, Houdini suddenly wheeled and said, ‘ These are Inspector Brookes’s handcuffs,’ and he (Houdini) decided to have them on first. Houdini objected at first to having



“Scotland Yard Adjustables”

them fastened behind, but a man in the audience easily recognized (as Inspector Brookes) shouted, ‘ Put them on behind, or not at all.’ Submitting his hands to be fastened behind, in about three minutes he came out free, with the handcuffs undone.”

From illustration you can see that they are shaped on the style of the cuff that I have named “Scotland Yard Adjustables.”

The new key, instead of being threaded inside of the

SOME FOREIGN PERSONAL FIGHTS

barrel, is threaded on the outside of the barrel. The difference is easily seen in illustration, where the old style key is placed alongside the new key.



This invention is really better than the old regulation, as the majority of the old time cuffs you can open with a shoe string ; by simply making a loop in the string, you can lasso the end of the screw in the lock and yank the bolt back, and so open the cuff in as clean a manner as if opened with the original key.

During my engagement at the "Establishment Yard" in Moscow, Russia, several officers stepped upon the stage to act as a committee, and one of them was very arrogant, and would insist on standing in the centre of the stage, thereby obstructing the view of the audience. In my politest Russian I asked him to step aside, but instead of so doing, he demanded how I, a common menial, dare even address him. I honestly did not know what he meant, and again asked him to step aside, and this time omitting "please." The officer became enraged, and planted himself right down in the midst of the footlights, refused to budge, and commanded me to go on with the performance.

By this time I knew that he was someone of high rank, from the way the rest of the folks about bowed, scraped, and fawned to him ; so I thought that the best thing I could do was to inform the audience that unless this officer stood aside, I would refuse to go on with the show.

The officer only grinned, so I had the cabinet carried down stage, so that if the curtain was rung down, it could only come down to the top of my cabinet, and the siege started! There were many officials of high rank in the audience, and soon they started to protest, thinking that the show had been cut off. Eventually the manager was sent for, and explained things to me as best he could, but I remained obstinate, and insisted that unless this officer stood aside, I would not go on with the show.

It was explained to me that people working for a living, and especially performers, are not looked upon in a favourable light, as the majority of Russian men act simply as guides for their acts, and generally employ all kinds of women to sing in their troupes, and instead of being paid a salary by the theatrical managers, they have to pay for the privilege of having their troupes work the cabinets. Their cabinets are on the order of the Western wine-rooms, only on a very much higher scale.

In Russia the well-to-do folks come to dine in the cabinets, and if they do not wish to see an act on the stage or have missed a turn, they pay to have the act go through its performance in the cabinet.

The audience in the "Establishment Yard" was now aroused to fever pitch, and it was only on my explaining to the officer that in America I was rated as a millionaire, that he profusely apologized to the audience and to me, and stepped aside. This officer was the means of obtaining a performance for me at the Palace Kleinmichel, where I appeared several times in the presence of the Grand Duke Sergius (who was assassinated several years ago), and we became quite friendly. During one of my entertainments

SOME FOREIGN PERSONAL FIGHTS

the Grand Duchess assisted me in the rôle of Second Sight Artist ; all this helped to make a name for me in Russia, which will not be forgotten for some time to come. Naturally this caused a great deal of jealousy amongst the Russian magicians, and one after the other started in to run down my performance. Robert Lenz claimed that he did the trunk trick thirty years ago, and because his wife was so much fatter, larger, and more awkward than Madame Houdini, he claimed that his trick was superior. He started in to do a lot of exposing, and one bright morning I arose and found all over the streets of Moscow bright red posters, reading, "Roberta, the Celebrated Exposer, will show you how to escape from all handcuffs, and from all locks."

I awaited his opening, and then saw his show. Of all the false representations and schemes for obtaining money under false pretence, "Roberta the Celebrated" took the bun, biscuit, and bake-shop.

He did not even know what a handcuff key looked like, and his entire exposure consisted in removing a rivet from all his manacles, which had been specially prepared for the purpose.


In illustration you will note that the neck-cuff or collar is open at the hinge, and the "false" rivet is shaped like a screw ; this is also shown on the handcuff.

On the cuff the dotted lines "A" show where the rivet is held, and the false screw or rivet is screwed down tight with a good pair of pliers, so that with the bare hands or fingers no one can unscrew this bolt.

Naturally you can allow anyone to bring along as many locks as they desire, and you can make your escape. All you have to do is to take out your pliers, unscrew the bolt,

HANDCUFF SECRETS

and close it up again. With this arrangement, you can build a large cross, or gallows, and allow the committee to lock you with as many locks and chains as they wish to bring along, but be sure that they run the chains through the staple or place prepared to hold the locks. The collar which I invented and used years ago, when being compelled to give two or three performances, was one that even fooled the best magicians in the world. It was made of



light metal, and the fake part of it could not be moved either with the fingers or instrument. The secret was in the hinge, as I had a steel pin placed in the rivet (which was hollow), and this pin could only be moved by using a strong horseshoe magnet, which would pull it up to the top and allow the hinge to open. This method defies detection, and I can honestly recommend it to anyone wishing to make a good set of "fake" handcuffs, or make what is known as a "spirit collar."

CHAPTER IV

A FAKE OR SPOOF MANACLE

WHILE on the subject of prepared cuffs or those that are not standard or Regulation, I would like to call my reader's attention to a cuff that is being sold in England only to amateur magicians at the present time. It is sold for a sum equal to \$6 (25 shillings), and is not worth that many farthings, as it is not a practical cuff; still it is being sold as "the greatest and most wonderful cuff ever invented." In my opinion (and I may allow myself the modesty of calling myself an "expert") this cuff is absolute rot. It cannot be opened with a key, and the instrument that you note illustrated at bottom of cuff can only be used to force a screw into the lock proper, or force the lock so that the regulation method of opening may be retarded, until the screw has been loosened. The seller of the cuff informs you to offer £1000 (\$5000) to anyone who can escape from this cuff, but, alas, in a humorous way he forgets to inform you wherefrom you are to obtain this sum of money to offer. The lock proper is in the centre of the cuff, and what appears to be, or what ought to be, the keyhole is only a screw stop.

To open this cuff you can use either a long needle, a pin, a steel knitting needle, or anything that you can insert into

HANDCUFF SECRETS

the lock, which, as stated before, is concealed in the centre of cuff, and by insertion of the pin it releases the lock, opening the cuff. And proper care must be taken so that the cuff is locked with the pin hole towards your fingers, for if the pin hole is towards your body, you are supposed to be unable to get out.

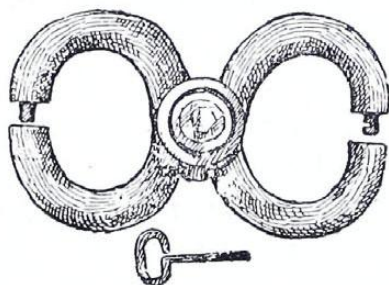
So that the reader can see just exactly what directions are sold with this cuff. I will reprint them verbatim :

“As stated, the secret lies in the special pair of faked handcuffs supplied herewith. Before giving secret it is advisable to take special warning to thoroughly master the working of the handcuffs, both opening and shutting, before placing them on your wrists, and I would further caution customers to always thoroughly test them just previous to each performance, to see that they are in working order. They should not, of course, be kept in a damp place, where they would be likely to rust.

“Secret : The handcuffs are sent out set as they should be at the commencement of each performance. The method of performing is as follows : You take the handcuffs and exhibit to the audience, telling a similar tale to that on catalogue, and drawing special attention to the immense strength and rigidity of same, allow some gentleman to place them on his wrists, close them with your thumb and fingers (you must not lock them on him), but holding them in position while you allow him to try various movements, such as taking an article from any of his pockets ; he will then see the difficulty of such operations. You then remove the cuffs from his wrists, and place them on your own ; but (this is a most important point to observe) in one of the grooves on the centre of one side of

A FAKE OR SPOOF MANACLE

the cuffs you will observe a small hole ; this must always be facing the audience when on your wrists, or if the hands are held up, uppermost. Of course, you must not look for the hole, but as the handcuffs have a large number of marks on one side different to the other, you will know at a glance on which side the hole exists. Having now the cuffs on your wrists, call attention to the fact that you have only one key, allow the audience to place this firmly in the keyhole, and give it about two turns to the left, at the same time pressing the cuffs together ; this will lock cuffs.



Fake or Spoof Manacle

Now allow them to bind tape round the portion nearest the keyhole and over the keyhole itself ; then apply sealing wax and mark same. The cuffs are now securely locked, and any person may be allowed to examine same. The performer now retires to his cabinet or tent.

“ Have concealed either in the top of your boot or in a little special pocket in the bottom of trouser leg (one in each leg preferable), you will find you are easily able to obtain possession of a fake ; taking it between the fingers and thumb of right hand, and holding it by the wooden handle, now with the assistance of the fingers of the left hand you will find with very little practice you can easily

HANDCUFF SECRETS

place the steel pin in the little hole in groove ; hold it in that position while you place the left cuff between your knees and press the cuff to (they will not open easily unless they are pressed in this way) ; now press little fake, and while pressed fully down give a side strain either way and open cuffs ; come forward, showing cuffs opened, with seal and tape intact ; take back key, place in lock, close cuffs, which really now lock of themselves, but give key a turn to make believe key locks them. To reset for working, place fake in hole, press and open cuffs, place key in key-hole, looking down hole from opposite end, to be sure that it is working correctly ; give about two complete turns to the right. This, if properly done, should allow cuffs to close within a little less than one-sixteenth of an inch, but should prevent them locking.

“Caution : When cuffs are locked, be careful never to have the key turned to the right, as this will strain the lock. This may seem rather a long description, but you will see (with cuffs in your hands) in a few minutes the working, which is quite simple. The real lock, of course, is secretly contained in the centre, that which is in the keyhole being only a screw stop. If you close the cuffs in the ordinary way, then with key give it one or two turns to the right, the lock is slightly strained apart, and the cuffs will not then open, even with fake, until key has been turned again to left. Placed on a person's wrists in this position, you could defy him to release himself, even though he had and knew how to use the fake.”

I think it may further interest the reader to have presented some of the various artifices relative to fake handcuffs and rivets I met in my travels. I will only explain

them as detected by myself, and as all bear improving, you can change the methods to suit your convenience. In Germany there is a man who calls himself Kleppini. He is either a crazy man or a handcuff man on the style of the once well-known Cherry Sisters, who were such wretchedly poor actresses they drew a large salary and large crowds simply to see how really bad they were. (James Owen O'Conner, I am told, used to have a wire netting spread across the stage, so that the egg, fruit, and vegetables could not reach him. Boys circulated amongst the audience selling material to throw on the stage, etc.) This Kleppini belongs to this category. He has a shirt-front jammed full of medals, and a very large stage "diamond" star hanging on a red ribbon; across his collar he has in golden letters reading, "The Champion of all Champions of Handcuff Kings." The last time I saw him in Dortmund, Germany, he had four medals pinned behind his back.

He has been closed in innumerable places, and one manager hires him simply to cause a lot of talk, pays him his salary, and then allows the audience to jeer at him. Strange to say, in Stockholm this man finished his engagement, and now there is nothing too bombastic for him to say or do. His handcuffing trick is to allow you to bring along your own locks, and you can hang these on his Chinese manacles.

His Chinese manacles were nothing more nor less than a common set of hand and foot irons, on which you could hang your own locks.

Kleppini's secret was to take a pair of strong cutting pliers and file, cut away the original rivet, and replace it with a new rivet.

HANDCUFF SECRETS

In case anyone would bring a handcuff instead of a lock, he would with great presence of mind say, "Pardon me, sir, but will you please wait with your cuff until the second part of my entertainment, then I shall only be too pleased to accept your handcuffs." Naturally the party bringing the cuff would wait. Kleppini would do his act, and down would come the curtain. The committee would be dismissed, and whoever brought a cuff would simply have to



CAPT. E. D. BEAN

Capt. E. D. Bean, inventor of Police Restraints bearing his name. Died December 13, 1903. Capt. Bean personally gave me the reproduced photo, also facts and dates. This is the last photo of him, taken especially for this book.

grin at the manner in which they had been "taken in" by a most illiterate man.

The handcuff article would never be complete without introducing to our readers Capt. E. D. Bean, the inventor of almost every police equipment now in general use; also inventor of the world-famous Bean Giant Cuff; he offered \$500 to anyone who could release himself from this, even with a key.

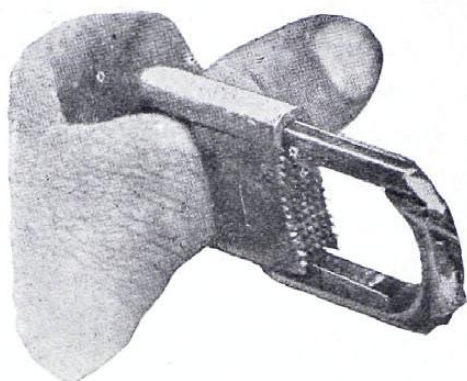
After I had gathered in the reward, it was reduced to \$50, and now the cuff is looked upon as not being invincible, with the exception of certain makes that are being used by the United States Government, and several pair now being used by my brother, Theo. Hardeen, who at present is touring Great Britain.

Captain E. D. Bean was born in Hollis, Maine, July 29, 1838. He gained his rank as captain during the Civil War in the United States, 1861-5. Was on the police department service over ten years, and during all this time worked faithfully perfecting all the restraint implements for the use of the police department, and through his efforts the handcuff became a practical police instrument.

The lightest restraint in actual use is the thumb cuff, and from illustration you can see just exactly what it is, and how it is used. Mr. P. C. Holland, the great criminalologist of Chicago and editor of "The Detective," informs me that this thumb cuff was invented sixteen years ago, and that the inventor died on his return from Washington, after having had his patent granted.


Thumb-screws have been in use a great many years, and were the most frequent in use at the Spanish Inquisition, and at the French Bastille.

HANDCUFF SECRETS



Thumb Cuff

In freeing yourself from the old-time thumb-screws it is not a difficult matter to open the smaller locks used with a common lock-pick.



Thumb-screw used in the Bastille, Paris

CHAPTER V

AMERICAN MANACLES

I SHALL now illustrate and describe some of the best-known makes of manacles now in use in the United States of America.

Illustration No. 1

This is a photograph of a pair of handcuffs invented by Herman Ahrend, April 27, 1880, and are made by a firm in Newark. The leg-irons are of the "A. Rankin," Philadelphia pattern. The two form a unique manacle to fasten the hands and feet together.

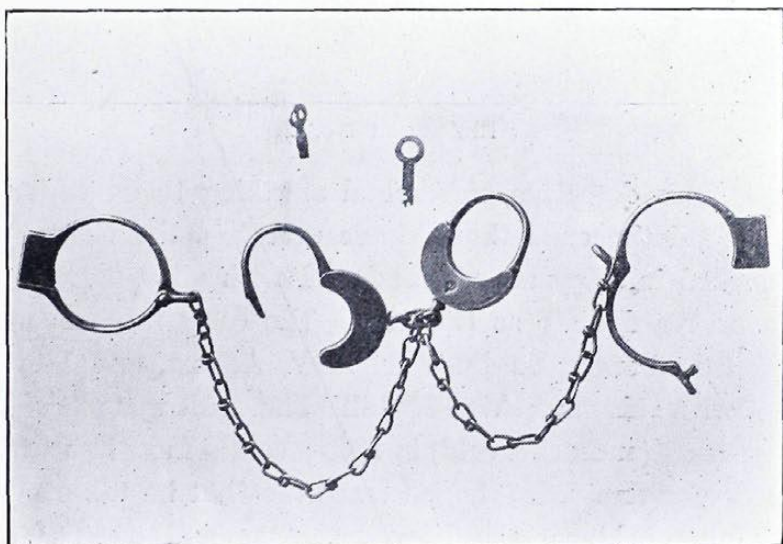


Illustration No 1

HANDCUFF SECRETS

Illustration No. 2

There are dozens of different patterns of ratchets or cuffs that are adjustable to any size wrists ; the most in service are (A) the Tower and Lyon Double Lock, (C) the Cobb 1900 Cuff, (B) the cuff called Pinkerton Detective Cuff (I suppose it is called by that name because Pinkerton,



Illustration No. 2

the famous detective, never had anything to do with it), and of all the cuffs that I have ever had the fortune to be locked in, they are the limit. I wish all cuffs were as easy to manipulate as this cuff. The early ratchets were invented about 1862 by William V. Adams, and I often meet with this cuff ; W. Kimball's Handcuff was placed on the market (and never sold) in 1860 ; some officer in Newark has a very fine pair ; he informed me that he takes pride in having held all the handcuff kings and queens that came his way. I beat it in less than two minutes ; it is

a fairly secure cuff. In 1861 A. Delestati^s brought out a cuff which looks something like A. Rankin's, but Rankin did not patent his cuff, with a few improvements, until 1862.

The majority of the ratchet cuffs can be opened by a small piece of apparatus as shown in illustration No. 3, which consists of a strip of fine steel about $3\frac{1}{2}$ inches long and $\frac{1}{4}$ inch wide, with a knob on the end. This is inserted

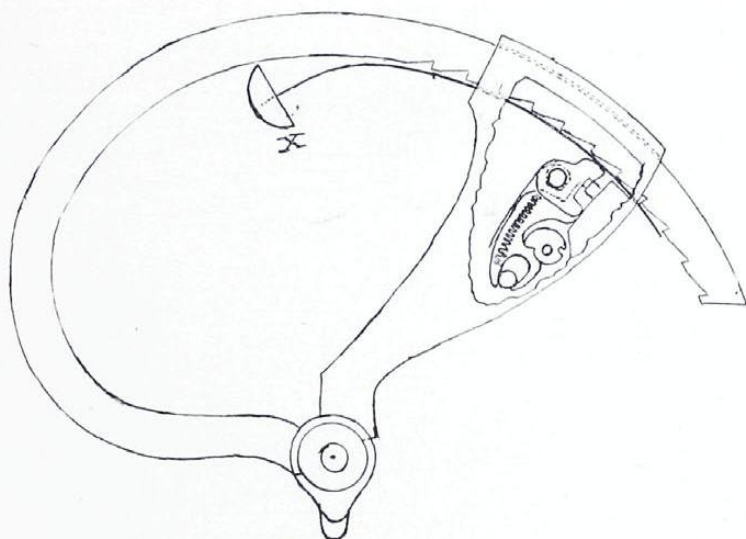


Illustration No. 3

through the handcuff where the lock snaps, X showing position of apparatus when inserted in cuff. On the double lock ratchets when they are double-locked, this steel is useless.

This double lock ratchet handcuff is also the most dangerous handcuff, for if you break the key or anything on the lock, the cuff must be cut off from the wrist. It cannot be forced back with the above steels; still the old-time ratchet can be opened with the spring steel, as it only locks once.

HANDCUFF SECRETS

One good key, which may be called a master key, will, however, open almost all double-lock ratchets.

Illustration No. 4

The cuffs shown in this illustration are : (D) Boston Bean Prison Cuff, (E) The Bean Giant, and (F) the Bean Prison Leg-iron. The above cuffs are the inventions of Capt. E. D. Bean, of Boston, who at one time offered \$500 to



Illustration No. 4

anyone that could escape from the cuff, with or without the key ; slipping the hands were barred. I escaped from this cuff in less than ten minutes, and now if it takes me twenty-five seconds, it appears a long time.

The Boston Cuff requires a piece of spring-like apparatus, as in illustration No. 3, but with a double tooth. To open the "Bean Giant" you must make use of an extension key so as to reach keyhole, or have a key fixed securely in your cabinet, where you can get at it easy.

It is a cuff much used by fraudulent spirit mediums. All these handcuffs that can be opened by the aid of a piece of

AMERICAN MANACLES

spring steel are very useful, inasmuch as they can be brought up to performers with keyholes plugged, sealed, and soldered, and, as a result, the release from same is most mystifying and creates excitement.

Illustration No. 5.

(G) American Army—requiring two keys to open. (H) American Prison Adjustable Leg-irons. These are one of the few irons that are double-locked. (I) The “Guiteau”



Illustration No. 5

made by Rankin & Co., Philadelphia. Such was the style of cuff which I have been informed was used on Guiteau, the murderer of President Garfield, who was afterwards hanged for this crime. It is a formidable cuff, and very difficult, as it requires a key within a key to open. In the year 1900 I visited the maker of these cuffs, and asked him to open them, but he failed to do so ; I, however, succeeded. These cuffs, made rigid by having a bar of iron fixed so

HANDCUFF SECRETS

that a cuff was on each end of the bar, were used during the Civil War on those who had received bounty money and had run away; hence they were designated "The Bounty Jumper." They are very scarce. Although they lock easily, few understood how to open them, and hundreds of them had to be broken off the prisoners' wrists. (J) The Jersey Cuff. (K) The Lilly Iron. This cuff was invented

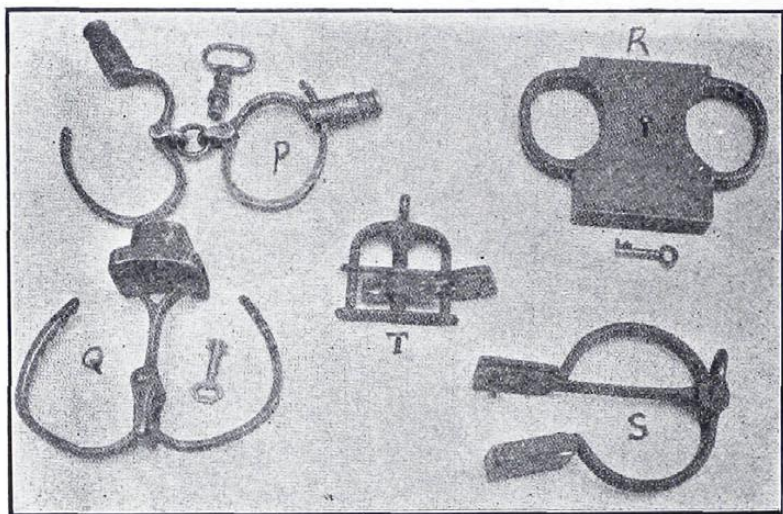


Illustration No. 6

by Captain Lilly, U.S. Army. He was the first man that ever put them on, and, through a strange irony of fate, he died with a pair on him. It is a Regulation cuff—now obsolete in the Army—but is in use at present in the U.S. Navy.

Illustration No. 6

(P) Is a South German Cuff resembling the English Regulation.

(Q) The Berliner. This is made in four styles, and also made with a belt for strapping hands to sides of the body.

AMERICAN MANACLES

The escape is made by working your hands with the belts, on down the legs and over the feet, then you step out.

(R) Is the Houdini Bell Lock Handcuff (my invention) ; a bell rings when the cuff is locked or unlocked.

(S) Spanish Manacle used on prisoners about 1600 when sentenced to be burned to death.

(T) Thumb-screw used in the Bastille, Paris.

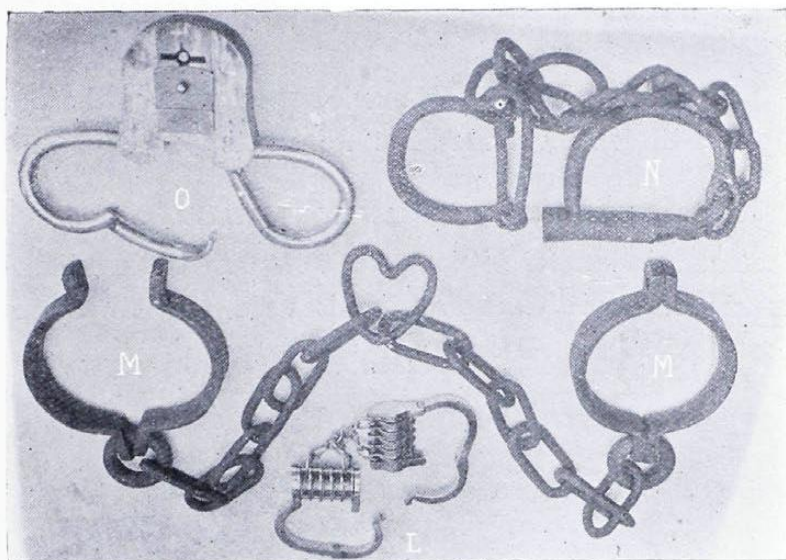


Illustration No. 7

Among the Continental makes may be mentioned (L) the French Cuff with letter lock. (M) Russian Leg-irons as used on murderers. These irons are not locked, but *riveted* on to the culprit's ankles. The device of a heart in centre denotes that the wearer is a life prisoner. - In Russia there is no capital punishment. Murderers are rewarded with life sentence down in the Siberian mines. The different crimes are designated by various devices, viz. : a spade, club, or diamond on the centre of chain. The prisoners are *posi-*

HANDCUFF SECRETS

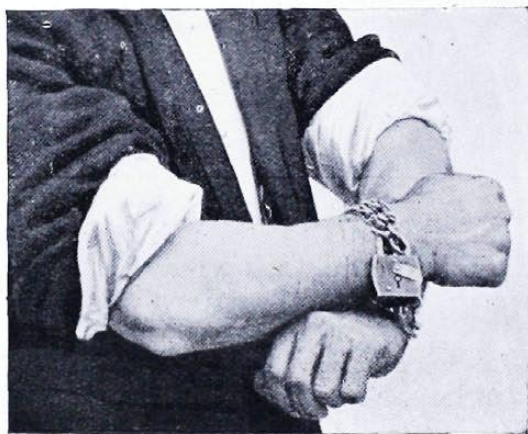
tively riveled to a coal car down in the mines and are never separated from the car until death sets him free by taking the wearied soul from the tortured body ; they sleep alongside the track on which the coal cars run.

(N) Egyptian Hand and Leg-iron. The original from which this photograph is taken is hundreds of years old. When these irons were made, locks were very scarce and expensive in Egypt—these were made by the smith to lock with a wedge.

(O) The latest Russian Manacle, 1902, one of the most complicated locks ever used in a handcuff.

THE GERMAN TRANSPORT CHAIN

Just at this juncture it is not out of place to describe the German transport chain, which is used by the German police almost exclusively for transporting prisoners.



The way the transport chain should be fastened on the wrist

The chain has two rings, one for each hand, one being located at the end of the chain and the other in the centre. One lock is utilized for securing both hands. In the illus-

AMERICAN MANACLES

tration you will note that the chain entwines both wrists, which rest one above the other.

After the chain has been fastened on your wrist, as in the



Pulling the first hand out by sheer strength,
using the teeth as an aid

illustration, the first movement is to bring the arms akimbo, thereby causing one hand to lay lengthwise on the other, i.e. the fingers of both hands pointing towards the elbows, and by sheer force of strength you extricate yourself from the chain, one hand at a time.



Freeing the second hand with the aid of the one that
was first slipped out of the chain

CHAPTER VI

FRENCH LETTER CUFF

TO open the French letter lock (see page 43) get a strong spring, insert it between the two ends of the cuff at BB in the illustration, which will keep both ends on a tension all the time, and gradually move the letters until you hear a slight click. This you continue to do, until all the letters forming the word or cipher have been found, and then the lock is automatically opened by the pressure of the spring. The finer the workmanship, the harder is the lock to open; but I have never seen any with five or six letters that I have failed to open.

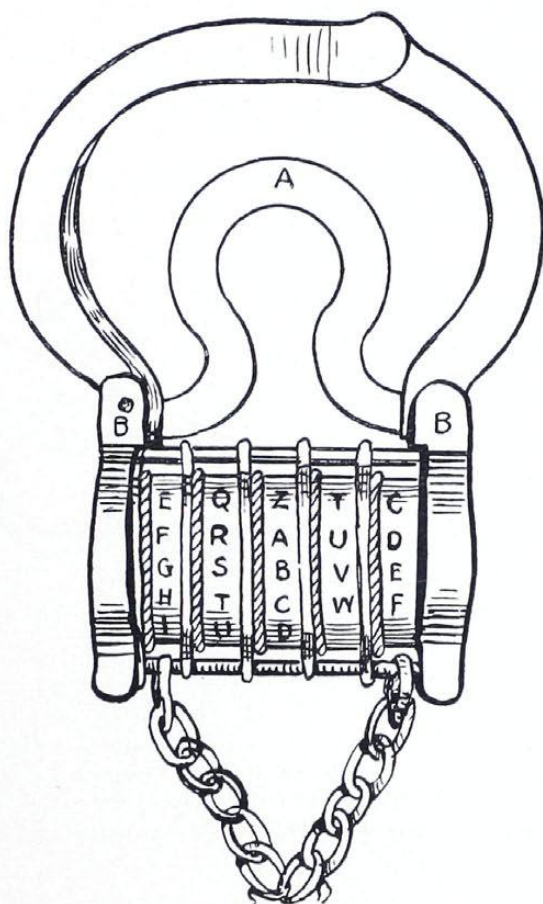
This mention of the French letter cuff reminds me of one of the most exciting and amusing incidents of my Continental tour, which I trust will interest my readers.

You will recall that I mentioned an eccentric handcuff performer who calls himself Kleppini. This man, with the French letter lock, interrupted my engagement with the Circus Corty Althoff in June, 1902, and brought about one of the most interesting contests that ever fell to my lot.

We were touring Holland, when a friend sent me a bill and newspaper clipping, announcing in huge, fat type that Kleppini was about to appear at Circus Sidoli, in Dortmund,

FRENCH LETTER CUFF

Germany, after returning from Holland, where he had defeated the American, Houdini, at his own game. Kleppini further claimed that I had handcuffed him, only to see him



Method of opening the French Letter Lock, strong spring A,
in place between both ends of cuff at B B

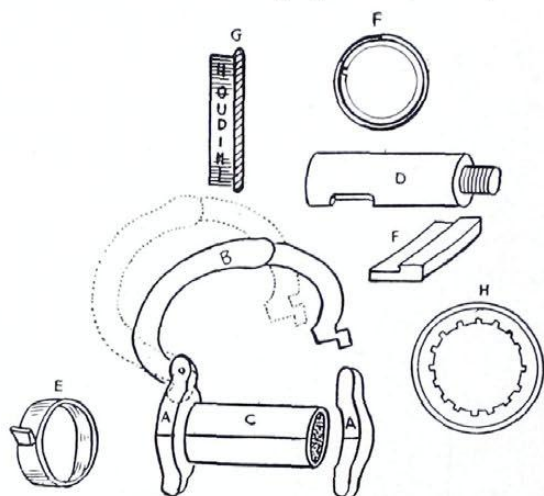
escape, while I had met with defeat when handcuffed by him.

This was more than pride could endure. I had a heated

HANDCUFF SECRETS

argument with my Herr Director, Althoff, who at first refused to allow me to follow up Kleppini and force him to retract ; but when I said it was leave of absence or quit for good, he yielded, granted me five days' leave, and I left at once for Dortmund.

Arriving at Essen, a few miles distant from Dortmund, and a town where I had many good friends, I first visited



Sections of the French Letter Cuff

AA, ends of lock, which in illustration on page 43 are alluded to as BB ; B, the shackle ; C, the barrel portion ; D, the spindle which fits inside the barrel in a movable position ; E, one of the five rings ; FF, side view and enlarged section of rings ; G, one of the outside rings lettered ; H, inside view of ring G, showing grooves corresponding to the letters on the outside.

a barber and had him glue a false moustache on my lip, and so fix my hair that I looked like an old man. Then with my small grip filled with "handcuff-king-defeaters," I was off to Dortmund and the circus, where I found the attendance very light.

Kleppini appeared, making his speech in which he claimed

to have defeated me. Instantly I was on my feet, crying "Nicht wahr," meaning "Not true." He asked how I knew this, and I said I was in the know, whereupon he finally offered to wager that he was right. With that I took a flying leap of twenty-two feet downwards to the centre of the ring or menage, as it is called in Germany, and cried, "You say I am not telling the truth. Well, look! I am Houdini!"

During the controversy which followed I told Kleppini and his manager what honest folk thought of performers and managers who employed misleading and untruthful advertising matter; and I offered 5000 marks if Kleppini would let me handcuff him. Also I offered to escape from his Chinese pillory. He tried to evade the issue, saying he would look me up later, but I insisted that he deposit the money before he started, as I had mine with me.

Herr Director Sidoli refused to make good his advertisements and to back Kleppini for the sum mentioned, so I returned to my seat, and the audience left the circus building in droves, disgusted by the misrepresentations.

The next morning, June 18, Herr Reutter, business manager of the circus, came to my hotel with a proposition that I should engage myself one night for a duel with Kleppini, which I refused. Herr Reutter then asked me whether I would handcuff Kleppini if the latter challenged me, and I replied that this I would certainly do. So he begged me to remain one day longer, not allowing anyone to know of my presence in town, however. As I had been working steadily since leaving New York, I was in sad need of rest, so I waited all day in my room, having all meals sent to me. On the morning of June 19 I arose with the lark—to

face huge bills announcing : "Houdini challenged and will appear at the Circus Ceasur Sidoli this evening. Kleppini will allow himself to be handcuffed and will immediately free himself."

I was more amused than angry. I simply polished my various handcuffs, oiled the mechanism and waited.

Kleppini sent for me. I refused to go to him. He called at the hotel. I would not receive him. Manager Reutter then came to me and asked me what cuffs I intended to lock on his star. I said he was at liberty to choose the cuff to be used, and pointed to the twelve cuffs laid out for his inspection.

There was one pair of French letter cuffs that caught his fancy, and I permitted him to examine them closely. Reutter then inquired in a peculiar tone, as if feigning indifference : "What letters or word opens this cuff ?"

I perceived his trick at once, and securing his promise that he would not tell Kleppini, I replied, "Clefs," which means keys. At the same time I showed him just how to work them. He fell into the trap, and asked me whether he might take these cuffs for Herr Director Sidoli to examine them before the performance, and I told him he was quite at liberty to do so, provided they were not shown to Kleppini. This promise also was given, and he departed, keeping the cuffs in his possession four hours. Of course I knew that during this time Kleppini was familiarizing himself with the cuffs, but I still had a trick up my own sleeve.

That night at the circus I occupied a box seat, and when Kleppini threw out his daring challenge, I entered the ring with my bag of cuffs. I said that I had no objection to his

FRENCH LETTER CUFF

advertising his willingness to let me handcuff him, but I did object to his stating he could get out until he had made good. The audience was with me, and I told him to take his choice of the twelve cuffs. As I anticipated, he sprang like a tiger on the French letter cuff. He had taken them closed, and ran with feverish haste into his cabinet. He



Engelberto Kleppini

remained within about three minutes, whereupon I cried : "Ladies and gentlemen, do not let him tell you that the cuffs have been locked. They are open. He will return and say he opened them."

This brought him out of his cabinet waving the cuffs like a crazy man, and crying, "I will open these cuffs. I challenge Houdini to lock them on me. I'll show him that it is us Germans who lead the world."

HANDCUFF SECRETS

As he had tried the cuffs in the cabinet, he was positive that he could beat them. And I was just as positive that the opposite conditions would prevail. He now started to goad me into locking them on quickly, pressing me all over the circus. So violent were my efforts, that my heart beat like a trip hammer, and my face turned pale from exertion. From this Kleppini gathered that I thought myself even then defeated. So he walked to the centre of the ring, with the handcuffs locked upon him, and cried: "After I open these handcuffs, I will allow Madame Kleppini to open them. She is very clever in this branch of work, and she will open them in five seconds."

I smiled grimly and took the floor.

"Ladies and gentlemen, you can all go home. I do not lock a cuff on a man merely to let him escape. If he tries this cuff until doomsday, he cannot open it. To prove this, though the regular closing time of the circus is 10.30, I will allow him to remain here until 2.30."

He went into his cabinet at nine o'clock. When the big ballet feature came on at 9.30, he was not ready. At 11, almost the entire audience had gone, and Kleppini was still in his cabinet. Herr Director Sidoli became enraged, and instructed his servants to "out with Kleppini," and they lifted the cabinet up bodily and threw it over. Kleppini ran like a hunted animal into the manager's dressing-room. The rest of the show might have gone on, but the audience rose as a man and went out.

At midnight, by which time I had left my place in the box, and was standing guard over the dressing-room door, I permitted Madame Kleppini to join her husband, at his

request. About one o'clock the manager asked Kleppini if he would give up, and Kleppini begged me to enter the room and release him, which I refused to do without witnesses. We then sent for the Herr Director Sidoli, Herr Reutter, and a reporter. At last Kleppini said he had the word "Clefs," and I laughed.

"You are wrong. If you want to know the word which opens the lock, it is just what you are—'fraud.'"

And with this I grabbed his hands, quickly turned the letters till they spelled "fraud," and as they fell into their respective places he was freed.

The locks, you see, were changeable, and it required only a short moment for me to change the word. When he went into the cabinet, he tried the cuff, and it responded to the word "Clefs." While locking them on him, I changed the word to "fraud," and he, even with his eagle eye, failed to recognize that he had been trapped.

The next day, however, being a boastful man, and unwilling to acknowledge defeat, he actually circulated bills stating that he had defeated Houdini and won 5000 marks; but the newspapers guyed him unmercifully, and published the true facts.

CHAPTER VII

LOCK PICKERS

IN my many years of travel all over the world I have met and had lengthy talks with the world's best lock pickers. By this I do not mean men who have a second key, but simon-pure lock openers ; so I am in a position to describe just what can be done with lock pickers.


America has had, and still possesses, the best lock pickers in the world.

For thirty years (from 1821 to 1851) Messrs. Bramah and Co. exhibited a padlock in their shop in Piccadilly, London, to which was appended a sign as follows : " The artist who can make an instrument that will pick or open this lock will receive two hundred guineas (about \$1000) the moment it is produced."

Mr. A. C. Hobbs, of America, having obtained permission from Messrs. Bramah and Co. to try his skill in opening said lock, all arrangements were made, on July 23, 1851. The lock was enclosed in a block of wood and screwed to a door ; the screws were sealed, leaving only the keyhole and hasp accessible to Mr. Hobbs. When he was not operating, the keyhole was covered with a band of iron and sealed by Mr. Hobbs, so that no other person should have access to the keyhole.

LOCK PICKERS

After spending more than sixteen days in preparation and fifty hours in the room with the lock, on Saturday,



*James Hargrett
Rochester N.Y. Dec 7-1905*

The Rochester Edison, who picked Yale's lock after Hobbs (who was considered the greatest lock-picker that ever lived) failed to accept Yale's challenge to pick this lock. Yale had previously picked Hobbs' lock.

August 30, 1851, Hobbs fairly opened and locked the lock for the committee, and received the reward of two hundred guineas.

Hobbs also picked Chubb's lock in London at the Crystal Palace in 1851, and previous to this he picked Newell's lock in Boston, Mass. He now in turn constructed a lock which was picked by Linus Yale, also an American, and Yale in turn, years after, had his lock opened by James S. Sargent, the inventor of the present day time locks.

Sargent took nine hours to pick the Yale double dial bank lock on October 13, 1869, and it had been agreed that he was to be allowed forty-eight working hours to accomplish this. He received \$1200 for the task, and the "New York Times" of October 14, 1869, had a very good account of this match.

Mr. Sargent's photo is published in this article as he is the grand master of all the historical lock pickers. He is now a resident of Rochester, N.Y., and, although a very old man, possesses all his faculties, which were brought into play in several long chats we had together. He presented me with several of his lock pickers, and I shall describe the original and only method he used for opening the safes of his rivals, and so winning the various sums of money which were wagered against his skill.

At the Sargent and Greenleaf factory in Rochester, N.Y., there is a man named Valentine Sanders, who is a very clever lock opener, and from my acquaintance with him, I can honestly pronounce him the most expert safe opener in the world to-day. But bear in mind we have lots of other good men, although I have not met them all.

When in Wolverhampton, England, I met Mr. A. E. Price (the son of George Price), who is manufacturing fireproof safes. To Mr. Price, snr., belongs the credit of inventing really fireproof safes. Mr. Price, jnr., treated me

LOCK PICKERS

handsomely, and presented me with an autographed copy of his father's work, "Price on Thief and Fireproof Depositories and Locks and Keys, Wolverhampton, 1855."

This is the only book in the world known to treat exhaustively of the subject of locks and lock picking.

Remember it takes time to pick a lock, so when giving a public performance it is wise to protect yourself by limiting your abilities to regulation handcuffs, as these usually only take a few seconds to open. The majority of my imitators advertise that they can open anything and everything in the way of locks and bolts, but after careful investigation I find that they work with confederates, and that their advertisements are misleading, for were they able to do half what they advertise, their achievements would place them on a level with a supernatural being.

INSTRUMENT FOR REMOVING PLUG FROM ' PLUG 8 '

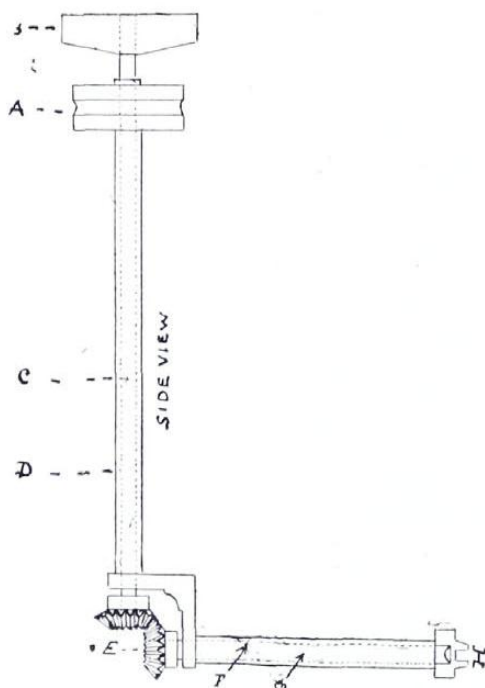
ENGLISH HANDCUFF

Sometimes it is very essential to remove the plug, for with the plug in the cuff the regular lock opener cannot be inserted, so herewith are presented two instruments which will be of valuable assistance to the embryo handcuff king, when the cuffs are firmly fastened, so as to allow absolutely no movements of the wrist.

The instrument depicted on page 54 is used for removing the plug when the handcuffs are fastened in front, and the plug cannot be reached with something in the mouth, i.e. when the keyhole is facing downward, for it is easy enough to remove the plug when the keyhole faces upwards without this instrument.

HANDCUFF SECRETS

Modus operandi : Place the instrument into the mouth so that the teeth hold the wooden wheel A ; the part marked



Instrument used for removing the plug from the "Plug 8"
English handcuff when hands are fastened in front

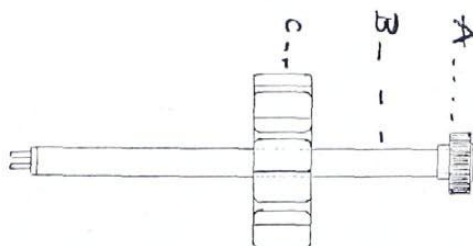
H is now placed into the two small holes on top of the plug of the cuff, and with the tongue turn the cog-wheel B ; by turning B the brass rod C is caused to revolve inside of the cylinder D, which in turn causes the two cog-wheels E at the end to revolve, thereby revolving H (which is fastened on rod G inside of cylinder D), and turning the plug in any desired direction.

When the handcuff is locked on the hands behind the back, the instrument depicted on page 55 is used.

Modus operandi : As you have use of only one hand, take

LOCK PICKERS

hold of the instrument and guide the two points on the end into the respective holes on the top of the plug of the hand-



Instrument used for removing the plug from "Plug 8" English handcuff when the hands are fastened behind the back

cuff; holding the index finger at the stationary point A, with the thumb turn the side wheel C, which, being firmly fastened to the cylinder B, causes the two end points in the holes on top of the plug of the cuff to revolve in any desired direction, thus making it possible to remove the plug.

CHAPTER VIII

THE SAFE-OPENING MICROMETER

AS Sargent utterly failed to make Hall accept his various open challenges, and as Hall resorted to unfair and sharp practices, Sargent now determined to retaliate and prove his ability to the world by making public his method of opening safes, and we herewith reproduce his letter, which was published at the time of this bitter controversy, and so allow Mr. Sargent to speak for himself.

“Having failed to induce Joseph L. Hall and Co., of Cincinatti, to submit their Victor combination locks, as sold to and used by bankers, to a fair public test as to whether I could pick them or not, I appealed with no better success to such bankers in the North-west as were using these locks, to give me an opportunity of demonstrating their utter worthlessness, which the maker of the locks would not extend. The two banks in this city using the Victor lock have declared that it would interfere with their business to have their locks tested (perhaps it would not interfere with their business to have their locks picked by some professional burglar), and the county banks using this lock, evidently thinking that if the city banks regarded these locks safe, they were good enough for them, and so have failed to secure the trial desired. As soon as Hall

THE SAFE-OPENING MICROMETER

and Co. were satisfied that I could not induce any of the banks using their locks to allow me to pick them in public, they made flaming boasts in the papers that I cannot pick their Victor combination lock. As I cannot prevail upon any bank using this Victor lock to let me pick it, for the satisfaction of the public, I have no alternative left in order to convince the public that my repeated declarations of ability to pick this Victor lock were made in good faith, but to divulge the secret of how this lock can be picked.

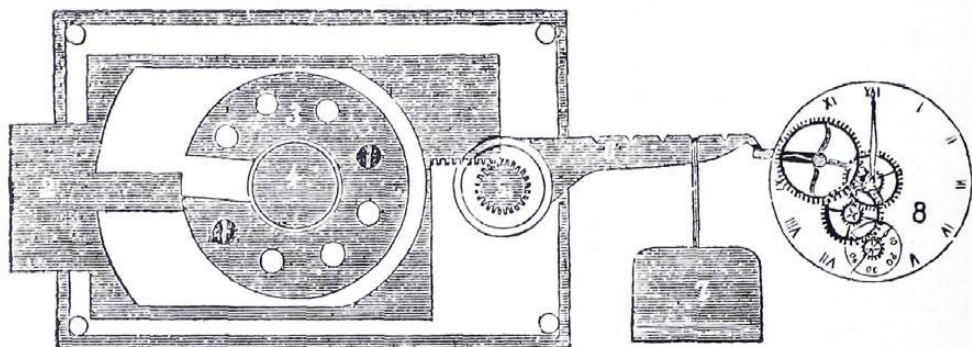
“I can pick it by using the ‘micrometer,’ or an instrument made from a common watch, by removing the main-spring and some of the superfluous wheels, and attaching a short arm to the main wheel. When so arranged, the slightest movement of this arm will cause the second-hand to vibrate widely. The micrometer I secure in an immovable position, and attach a long lever to the knob or handle, by which the bolt is thrown backward and forward when the lock is locked and unlocked, in such a manner that one end of the lever will rest upon the arm of the micrometer. In order to render a description of the mode of picking the lock more intelligible, I introduce the following diagram, which represents, in its essential features, the inside of a Hall Victor combination lock, as it would appear if the dial and front of the safe were removed when the lock is locked.

“In the diagram, 4 represents the hub around which the combination wheels revolve in which the spindle of the dial enters; 3 represents the combination wheels; 2 represents the bolt with what is technically called the fence behind it, extending toward the centre of the lock; 5 represents a cog-wheel, connected with a knob or handle

HANDCUFF SECRETS

on the outside of the safe, by which the bolt is thrown backward and forward; 1 represents the case containing the lock.

“When proceeding to pick the lock, I attach the lever (6) to the knob or handle on the safe which is connected with the cog-wheel. I then attach a weight (7) to this lever of sufficient size to turn the handle as far as it will go, and draw the ‘fence’ firmly against the combination wheel, and hold it in that position. I then adjust the micrometer



This instrument was used by Mr. James Sargent, the inventor of time locks, to open all the combination locks of his competitors. In the hands of the average person any safe lock can be opened which is not doubly protected by counterweights or magnetically loaded. Even false notches seem to be no safeguard against this instrument

(8) in such a position that the end of the lever (6) will rest upon the arm of the micrometer. I then have a perfect telegraph from the edge of the wheels, via the point of the fence, through the cog-wheel and handle, along the lever and down through the wheels of the micrometer to the second hand, by which I make the Victor disclose to me the secret numbers to which it is set. As I turn the combination wheels from the spindle of the dial, any inequalities in their surface will cause the fence to move either back-

THE SAFE-OPENING MICROMETER

ward or forward, and this will turn the cog-wheel, and the turning of the cog-wheel will cause the lever (6) to rise or fall, and the slightest movement of the lever will be registered by the micrometer. These combination wheels vary in number in the different locks, one of Hall's locks having twelve. Now it is a fact that human ingenuity has never been able to construct a machine which will make two of these wheels exactly alike.

“Now we will suppose a dozen of these wheels in the lock, each one of a different diameter. The weight drawing the fence back against the wheels, it is evident that the fence would be resting against the wheel having the greatest diameter. The first thing to be done, therefore, is to find out which one of the wheels the fence is resting against. This is an easy matter. Any person familiar with combination locks can turn the first wheel, or the last of any of the intermediate ones, at pleasure. Turning first one and then another, always bearing in mind which one I am turning, I finally come to the wheel against which the fence is resting, and the moment I turn the slot in that wheel opposite the fence, the fence, which is constantly under the influence of the weight, except when setting the combination, is drawn into the slot. It will not go in far, of course, before catching on the next highest wheel, for they are all very nearly alike. It may not drop the thousandth part of an inch, or the tenth part of the thickness of a piece of writing paper, but that little allows the cog-wheel to be drawn over by the weight correspondingly, and the lever, of course, falls in proportion, and the indicating hand on the micrometer tells the tale. I care not how small the distance which the fence is drawn into this slot, for the

distance is multiplied by the length of the lever, and multiplied again by the wheels of the micrometer until its indicating hand will vibrate perceptibly. I then know that one wheel is in the position it will have to be in when the lock is unlocked, and turning to the dial, I read the number to which that one wheel is set, and make a minute in my book and proceed. The fence is now resting upon the next highest wheel, and I keep turning one wheel after another as before, until I find out which one that is, and its combination, keeping the slots of the ascertained wheels toward the fence at each trial, so that the fence will rest on the other wheels. In this way I proceed, picking up the several combination wheels in the order of their diameters, until I have ascertained the number to which every wheel in the lock is set, and then I unlock the lock in the same manner as the man who locked it up. It is not necessary to do the work at one sitting, for the combination of one wheel may be ascertained one day, another the next, and so on, and in the meantime the lever and micrometer can be removed without leaving a scratch to show that they had been attached. Octagonal or irregular shaped wheels, of course, render the work no more tedious and require no more skill. The results of the micrometer are certain and its indications unerring. I first brought it into use in Philadelphia in 1860, for the purpose of testing the security of various locks, and by experiments with it and other appliances I have strengthened my lock when I found weakness in others.

“I may say, in conclusion, that I am able and willing to pick one of Hall’s Victor combination bank locks before any committee of bankers who will give me a trial on one

THE SAFE-OPENING MICROMETER

of these locks already in use, which has not been altered for the purpose, or different in construction from those now or heretofore sold by Joseph L. Hall and Co. I have come among you after twelve years' constant experimenting with bank locks and safes, and am willing to demonstrate to you their weak points, that you may guard against them, and enjoy the largest degree of security possible. It is certainly a poor policy for you to deny me the opportunity of demonstrating to you the worthlessness of these Victor locks, behind which you place your money and the money of your depositors, for by encouraging and facilitating trials of locks and safes, discarding such as are shown to be worthless, you stimulate manufacturers to improve and perfect their work. The progress which safe manufacturers are making is such that the lock is, or soon will be, the only point at which the integrity of the safe can be assailed. How foolish, then, to secure the safe with a lock which can be picked with a machine which any operator can carry in his vest pocket. The skill of professional burglars has so far proved equal to the skill of lock and safe makers, and it requires no gift of prophecy to predict that the time is not far distant when every cracksman in the land will be as familiar and expert in the employment of the micrometer as they now are in the use of the jemmy and slungshot. More anon.

“ Respectfully yours,

“ JAMES SARGENT.

“ ROCHESTER, N.Y.”

CHAPTER IX

SKELETON KEYS

IT is sometimes very hard to judge a lock from the outside, and one can almost judge a book from the covers as he can judge the intricate works of some locks from their encasements.

In France almost all locks are extra secure, and in Germany I have seen some very intricate looking locks that were positive misrepresentations, for anything inserted into the keyhole would lift the catch or bolt, and you could open the lock.

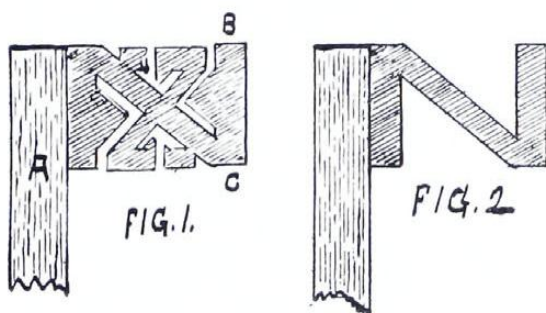
At times I would see a very fine-looking Bramah lock on some cell, and upon closer examination it would turn out to be a clever imitation, "made in Germany."

SKELETON KEYS SOMETIMES CALLED MASTER KEYS FOR WARD LOCKS

Such keys are made for opening a set or series of locks each of which has a different make of key so that one key will not open another lock in the set, yet the holder of the master or skeleton key will open all. In old locks with fixed wards, this was done by making the wards of a slightly different form, and yet such that the skeleton would pass them all.

SKELETON KEYS

It was always possible to find the shape of the wards by merely putting in a blank key covered with wax and pressing it against them. When this was done it was by no means necessary to cut out the key in the complicated form of ward as in Fig. 1, because no part of that key does



Illustrations Nos. 1, 2

Fig. 1 shows the original key, as used by the purchaser of the lock

Fig. 2 shows the skeleton key required to open the same lock

any work except the edge B C farthest from the pipe A, and so a key the shape of Fig. 2 would do just as well; and a small collection of skeleton keys, as they are called,




Illustration No. 3

of a few different patterns were all the stock-in-trade that a lock picker required.

In the accompanying illustrations some ward lock pickers most in use are shown. There is one which is adjustable, shown in illustration No. 3. The bits fit in holes in the

shank of the key and are secured by screws so that you can regulate them to whatever size you require for the lock you wish to open.

Illustration No. 4 shows some simple yet very useful lock pickers, and while a number of them look very much like each other, they are of different sizes so as to lift the tumblers and throw back the bolt. The four marked X are the ones I used in my celebrated lawsuit at Cologne, and with which I picked hundreds of three and four lever locks almost as quick as they could be opened with a key, for I practised every day and night for three months on these particular locks.

The locks used in Germany on the regulation transportation chain, are of a peculiar three or four lever pattern. The post in the keyhole prohibits a strong pick from entering, so I made several different shaped lock pickers, from piano wire.

This was thin, and very stiff, for I knew, in order to win my lawsuit, I would have to open any lock that was placed before me, and started in to practise. The best practice I could obtain was to procure a position as a repair locksmith in some small shop. In Berlin I knew a locksmith, Mueller, who has a shop in Mittle Strasse, and he was more than willing that I should work for nothing, and commenced repairing locks for him. He soon discovered that his thirty-five years of experience as a locksmith was nothing as compared to my trick in opening locks, and he soon had a thriving trade for his young man to open locks. In order that I should know the exact heights of the various locks used on the police chains, he ordered a great gross, and soon exchanged them for another great gross of other

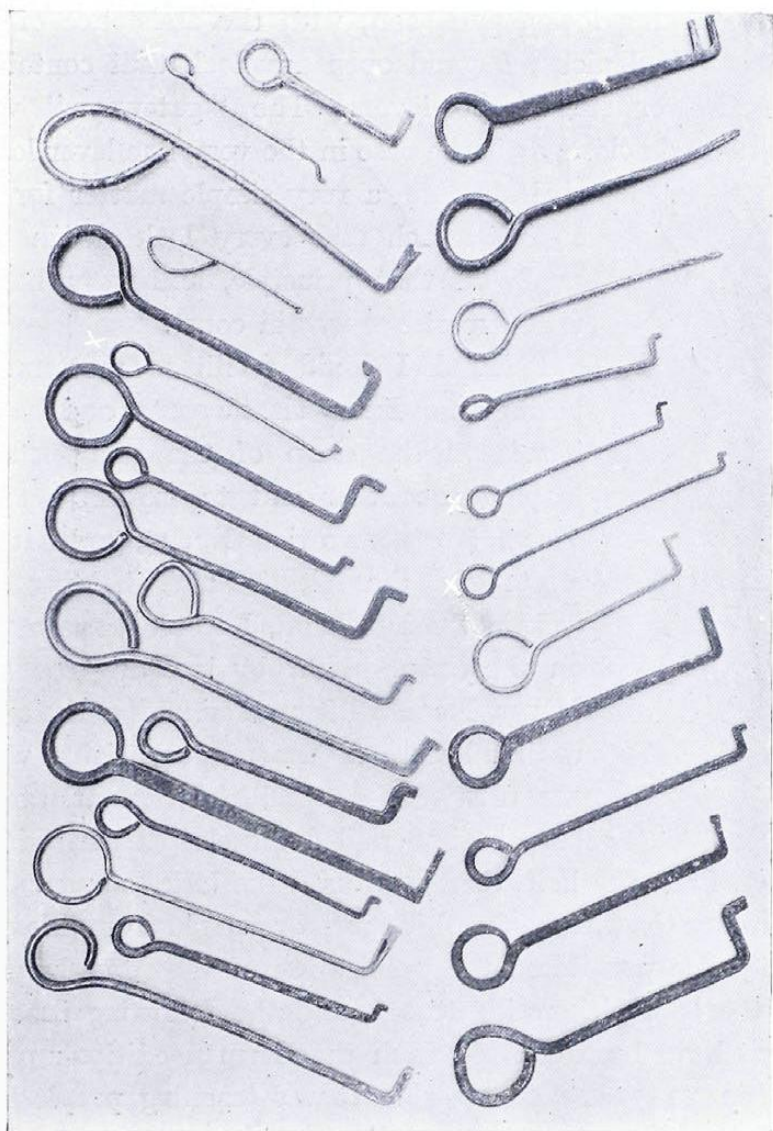


Illustration No. 4.

An assortment of lock-pickers of use for opening simple two and three lever locks.

patterns, etc. In this way I would pass six to ten hours daily picking locks, and soon, with the assistance of the four marked picks, I could open any lock that contained the five or six Chubb levers. The "gateways" were never made close, as is the case in the very fine lever locks,

so it became a very simple matter for me to open each and every lock which was made on that principle, and very handy that experience was in court.



Fig 5

Illustration No. 5

I found I could facilitate matters by taking an ordinary elastic garter and fastening it to the clasp of the padlock and looping the other end to my foot, as is shown (see illustration No. 5), so that by stretching the elastic and holding the lock in the left hand, I would have a pull on the clasp. Now by inserting the lock picker, I could lift one lever after the other until all were of the proper height, when the elastic, like a faithful servant, at the proper time pulled the clasp back, which, freed from the bolt, thereby caused the lock to open.

In my German book, which was translated from this one, the police prohibited the publication of the reproductions of the lock pickers illustrated, and the following illustrations have been omitted from the German edition: pages 65, 69, 70, 71, 73, 76, 77, 78. It was teaching people how to become burglars, so the police stated.

CHAPTER X

THE COLOGNE POLICE SUED FOR LIBEL

FOR the benefit of the reader who may be interested in my lawsuit against the Cologne police department, I republish certain facts and details that now belong to the handcuff history.

.

The police of Germany are very strict in matters of false billing or misrepresenting exhibitions to the public, and so when the Cologne police claimed that I was travelling about misrepresenting, and that my performance was a "swindle," and when Schutzman Werner Graff published a false story in the "Rheinische Zeitung," which put me in a very bad light, as a man of honour I could not overlook the insult.

Claiming that I had been slandered, I asked for an apology and a retraction of the false stories, which all the press of Germany had copied, but was simply laughed at for my trouble.

I engaged the best lawyer of Cologne, Herr Rechtsanwalt Dr. Schreiber, Louisenstrasse 17, and commenced suit.

The first trial occurred in Cologne, February 19, 1902. I charged that Schutzman Werner Graff had publicly slan-

dered me, whereupon, as answer, Herr Graff told the judge and jury that he was willing to prove that I was misrepresenting, and that he could chain me so that I could not release myself. I permitted myself to be chained by Herr Transport Police Lott, and, to show how easy it was, in the presence of the judge and jury, I released myself.

After a four days' trial I won the lawsuit, and the Cologne police were fined, and were to publicly apologize to me, "In the Name of the Kaiser."

Instead of so doing, they took it to the higher court, "Strafkammer." At this trial they had specially manufactured a lock, which was made by Master Mechanic Kroch, which, when once locked, could not be opened, not even with the use of the key.

The police asked that I should show my ability to open this lock after it had been locked.

I accepted the challenge, and walked into the room selected by the jury where I could work unhindered, and in four minutes re-entered the court-room, and handed the judges the prepared lock *opened*.

Again I won the lawsuit, and again it was appealed from, but this time to the highest court in Germany, "Oberlandesgericht," and there the learned judges again gave me the verdict from which there was no appeal.

Below is a free translation of the apology as printed in the German papers :

"IN THE NAME OF THE KING.

"BE it known that the artiste, known as HARRY HOUDINI, of America, New York City, against the Cologne Police and Schutzman Werner Graff, for slandering.

"The Royal Schöffengericht, the third 'Ferienstraf-

THE COLOGNE POLICE SUED FOR LIBEL

kammer,' found Werner Graff guilty of slandering Houdini, and the Oberlandesgericht also finds that the Royal Schöffen-gericht was justified in finding Graff guilty of the charges. Werner Graff is guilty of 'Openly Slandering' Houdini, for being the chief instigator of the article which he caused to be inserted in the 'Rheinische Zeitung,' July 25, 1901, number edition 170, and the head-lines which read 'Houdini, the world famous Handcuff Releaser.' Being found guilty of the above charge, Werner Graff is fined 30 marks in money,




Illustration No. 6.

and should he fail to pay the sum fined, he will serve a day in prison for every 5 marks ; and is also fined to pay all costs of the three trials.

"Houdini has the right to publish the verdict one time in the Cologne newspapers at the cost of Schutzman Werner Graff.

"For the rightful writing of this verdict, we sign as responsibilities, Köln, Oct. 24, 1902, Stock Sekretar.

"Gerichtsschreiber des Kgl. Amstgericht Abtlg VI.—9.

"Signed for Houdini,

"Rechtsanwalt Dr. Schreiber, Köln."

HANDCUFF SECRETS

In illustration No. 6 you see a very useful appliance. It is a set of lock pickers, which fold into a handle as do the blades of an ordinary pocket knife. With this I have opened thousands of ward locks on doors in Germany. Such an implement, if in the possession of a burglar in that country, would be a very dangerous thing.

Illustration No. 7 represents a set of eight steel blades which also fold up into a handle. This can be of use to make keys as required, or carry a number of keys in a compact form.

Illustration No. 8 reveals three methods of using what I call a multiple key or universal lock picker. It is composed of two pieces of steel suitably shaped and secured together by a brass tube (A), inside of which the two pieces of steel




Illustration No. 7

slide, so that, by adjustment, it can be made to fit a great many styles of locks. When the sliders are turned sideways, they can easily be moved, but when turned into the positions shown in the illustration, they lock firmly. This picker is a very interesting one, as it was originally the property of a

THE COLOGNE POLICE SUED FOR LIBEL

criminal in Germany who is now serving twenty years for house-breaking. I was in Berlin at the time of his trial and

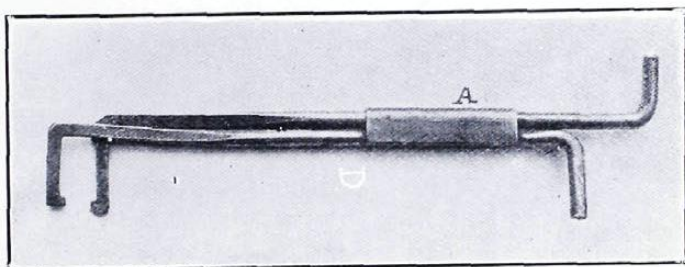
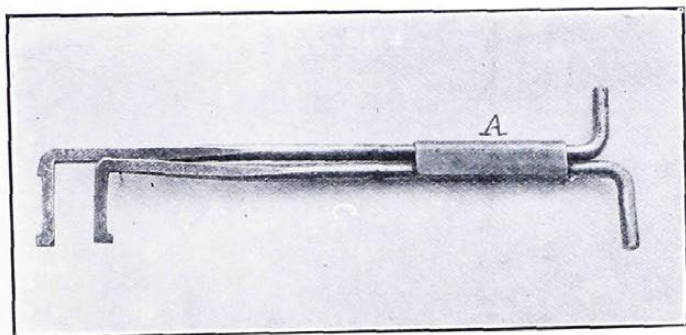
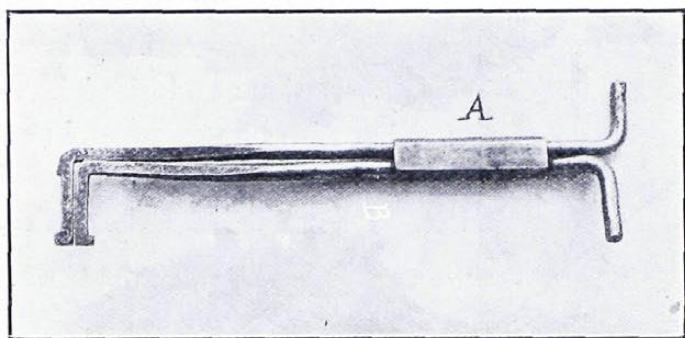


Illustration No. 8.

B shows the form of the universal lock-pick for opening ordinary latch-lock fastenings. C shows the universal lock-pick adjusted for opening rim locks. D shows the universal lock-pick adjusted for opening ward locks.

had many interviews with him. When he was searched they could find nothing concealed on him.

His method of concealment was to tie a strong piece of silk thread round his neck, and at the other end of the thread he secured the key and let it hang down his back.

After I had given my police performance I was brought to him, as he had a notorious reputation as a lock picker. I had the opportunity of conversing with him on several occasions afterwards, and finally he gave me the lock picker and told me how he concealed it. I handed it to the police, who allowed me to keep it.

CHAPTER XI

MORE LOCK-PICKING IMPLEMENTS

IN Illustration No. 9 I show sundry little pieces of wire pekes, also a powerful combination pliers and wire cutter (C). When opening or closing this pair of pliers the lower pins or rivets, as shown in the illustration, travel in

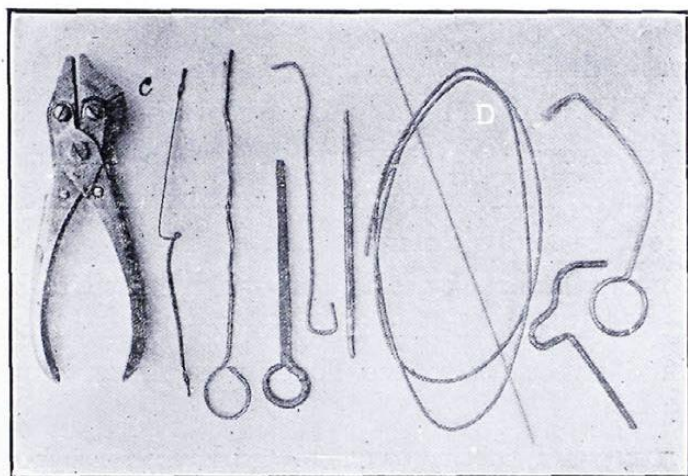


Illustration No. 9.

slots in two planes of steel in the upper part of the handle, and so enable a person to cut very thick wire as easily as paper. In this illustration there is also a piece of malleable steel wire (D), which, with the aid of the pliers, can be twisted or bent into any shape and snipped off to any

required length. This is always useful for immediately making such special lock pickers as are required.

Illustration No. 10 shows lock pickers which will give you an idea as to how the wards are placed in the French locks.

In no country have I found so many expensive locks in use as in France; almost every door is equipped with a six-lever Chubbs or Bramah lock. Crooks would have an exceptionally hard time to pick such locks, so they resort to the quicker and easier method of forcing the doors with heavy chisels.

The lock pickers or keys marked xx and x were taken from a French murderer, whose speciality was robbing churches.

He was a daring criminal, and was caught by the merest accident. He had laid plans for a cool and premeditated murder of one of the Geld-brief trager in Berlin, which class of postmen only carry money, sent by mail, and sometimes are entrusted with large sums.

This man, Olschansky, sent through the mail to himself 100 marks (about \$25), having previously hired a small room in a street where the house was almost empty of lodgers.

The room was on the top floor, and when the postman arrived Monday morning, he found Olschansky awaiting him, and to all intents and purposes, Olschansky was just seated at his morning lunch (which all Germany partakes of about 10 o'clock), consisting of bottled beer and sandwiches.

Olschansky offered the postman a bottle of beer, but gave him no glass. He was thus compelled to drink out of

MORE LOCK-PICKING IMPLEMENTS

the bottle, and as the bottle was raised to his lips, Olschansky raised a heavy board and drove the bottle down the postman's throat, stifling him, and then immediately struck him over the temple, and kept on hitting the stunned man until he had beaten the life out of his body.

He took all the money from the leather bag carried by the postman, locked the door, and left the building.

But he forgot to pay the beer man, and instead of going about his business, he went to pay his bill, as he was an honest man. This man noticed blood stains on Olschansky's shirt cuff.

Olschansky paid him with a 20-mark gold piece, and this was his undoing.

In the afternoon the murdered postman was discovered, and the beer man, Gastschenkworth, reported to the police that 20 marks were paid to him by the man who had not enough money the day before to pay for his food and drink, and had asked for credit.

A search was at once instituted for Olschansky, and with the system of registering each lodger with the police, by all hotel and boarding-house keepers, Olschansky was found, and in his possession were the two keys herewith illustrated.

I happened to be at the Police Presidium next morning, and spoke to Olschansky, who looked more like a caged wolf than a man, and had very little to say.

But two weeks later, when found guilty, he had plenty to say, and informed the police of the various churches he had robbed, how he obtained keys for the doors, and showed he was a far more dangerous criminal than was at first suspected.

HANDCUFF SECRETS

After he had been executed I asked for the keys found in his possession, and obtained them. I have found that

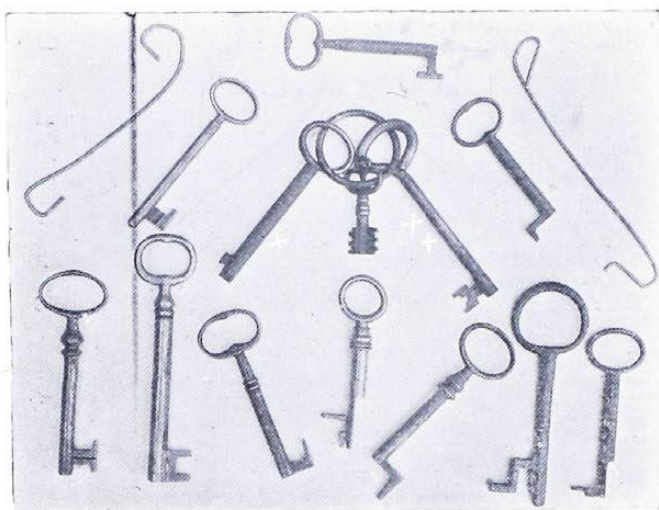


Illustration No. 10.

they will open almost every church door in Germany where they do not use padlocks, and the key marked x seems

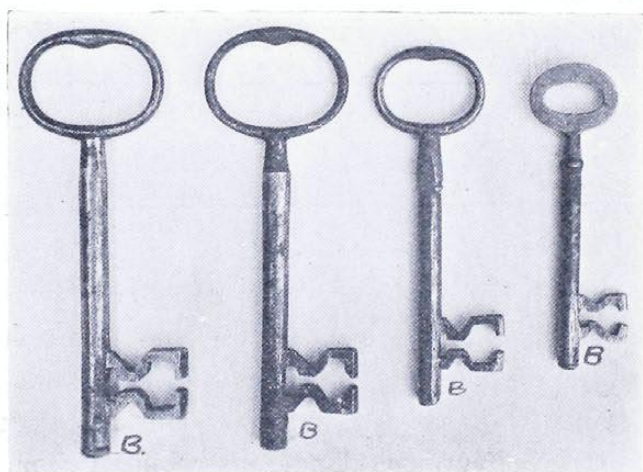


Illustration No. 11.

MORE LOCK-PICKING IMPLEMENTS

to be a kind of a master key to the spurious Bramah safe locks.

Illustration No. 11 shows a set of master keys useful on the English rimlock. Previous to the year 1778, when Baron invented the now well-known tumbler lock, the majority of locks used in England were of such a nature that at the present date they would be called "jokes."

With the above illustrated three sets of pickers, there are thousands, yes, tens of thousands, of locks in England that can easily be opened. Naturally it will take some practice, which when once acquired is seldom lost.




Illustration No. 12.

Illustration No. 12 shows some master keys for an American lock greatly in use in Great Britain. A majority of office doors are fitted with this master-fitting key.

Illustration No. 13 shows different size master keys for the common ward locks. Note how they vary in size, and with the seven illustrated, few locks of the ward lock construction would be impregnable.

The handcuff manipulator who imagines that he can go

HANDCUFF SECRETS

abroad with a few false handcuff keys and make a success has only to give it a trial, and he will find out to his sorrow that an unskilled performer will not be tolerated very long. The Germans, particularly, are like a flame in the pan, a quick flash and then oblivion !

Once in Dortmund, Germany, the landlord of the hotel at which I was stopping came and asked if I would do him a great favour.

A guest who had hired a room by the year was gone for

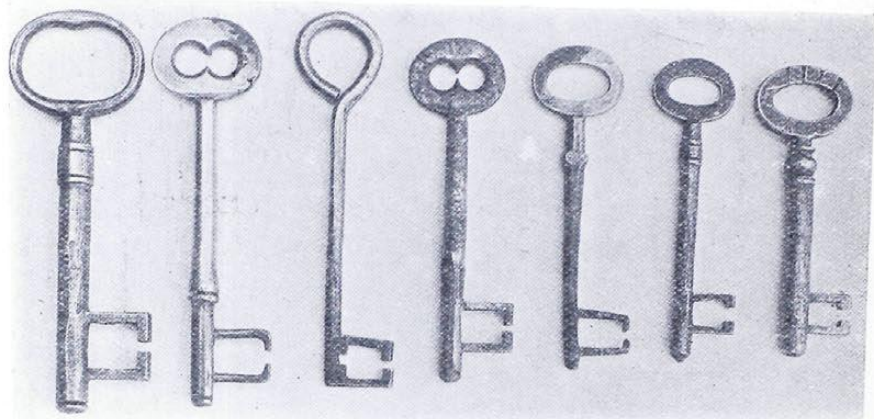


Illustration No. 13

a business trip to Nuremberg and would not be back for several months.

This guest had taken the key of the room with him, and as there happened to be a rush at the hotel, Mr. Thrifty Landlord wished to make double revenue by letting this room to a transient guest.

Of course I was not aware of the fact, and to oblige the landlord, at his request I opened the lock of the door, and as he wanted a key to the door, I went to the hardware

MORE LOCK-PICKING IMPLEMENTS

store and purchased a blank key, which I intended to cut to fit this lock.

Being an old-fashioned hotel they had no master keys, and I really went to a lot of trouble to oblige my host.

The next morning I read a three-column article headed, "Houdini Exposed. Buys up all the keys in town, and no wonder he opens all doors." Then the bright editor told a very interesting story of how he happened to be in the shop and saw Houdini looking over all the blanks, and buying several thousands of them ; when in reality I bought one blank, for which I paid 5 cents (about 20 pfennigs). Ever since that time I shun hardware shops as I would a pest-house.

CHAPTER XII

THE STRAIT-JACKET RELEASE

THE word strait-jacket alone conjures to mind pictures of violent maniacs and thoughts that trend to gruesome channels.

The origin of the presentation of this release on the stage occurred to me during the season of 1894-5, while touring the Canadian provinces, where I went to fulfil an engagement with Marco, the magician (James Dooley, of Hartford, Conn.), but the company fared disastrously because a man had assumed the name of Markos and the preceding season toured through the same territory and gave so poor a show that the audiences went away complaining, and when the real Marco Company arrived they sparingly patronized us, but as they left we could hear remarks all over to the effect that "This is not the same Marco we had here last time." The name of the bogus Markos was, I believe, Skinner, and the people said it was actually one well earned and appropriate for the kind of a show he presented to them.

Our show closed in Halifax, Nova Scotia, and I thereon determined to proceed by myself and give the whole show. While in St. John's I met a Dr. Steeves, who then was in charge of a large insane asylum, and received an invitation from him to visit his institution, which I accepted. After showing me the various wards, he eventually showed

me the padded cells, in one of which, through the small bars of the cell door, I saw a maniac struggling on the canvas-padded floor, rolling about and straining each and every muscle in a vain attempt to get his hands over his head and striving in every conceivable manner to free himself from his canvas restraint, which I later on learned was called a strait-jacket.

Entranced, I watched the efforts of this man, whose struggles caused the beads of perspiration to roll off from him, and from where I stood, I noted that were he able to dislocate his arms at the shoulder joint, he would have been able to cause his restraint to become slack in certain parts, and so allow him to free his arms. But as the straps were drawn tight, the more he struggled the tighter his restraint encircled him, and eventually he lay exhausted, panting, and powerless to move.

Previous to this incident I had seen and used various restraints, such as insane restraint muffs, belts, bed-straps, etc., but this was the first time I saw a strait-jacket, and it left so vivid an impression on my mind that I hardly slept that night, and in such moments as I slept I saw nothing but strait-jackets, maniacs, and padded cells! In the wakeful part of the night I wondered what the effect would be to an audience to have them see a man placed in a strait-jacket and watch him force himself free therefrom.

The very next morning I obtained permission to try to escape from one, and during one entire week I practised steadily and then presented it on the stage, and made my escape therefrom behind a curtain. I pursued this method for some time, but as it was so often repeated to me that people seeing me emerge from the cabinet after my release

with hair dishevelled, countenance covered with perspiration, trousers covered with dust, and oftentimes even my clothes being torn, remarked, "Oh, he is faking, it did not take all that effort to make his escape," eventually I determined to show to the audience exactly what means I resorted to to effect my release, and so did the strait-jacket release in full view of everybody.

CHAPTER XIII

METHOD OF ESCAPE

THE two accompanying illustrations show a front view and a back view of strapping on a strait-jacket,



Illustration No. I.

Front view of strait-jacket. This strait-jacket is the prison jacket used in Frankfort-on-Maine. Photo taken by police department before my test.

such as is used on the murderous insane. It is made of

HANDCUFF SECRETS

strong brown canvas or sail cloth, and has a deep leather collar and leather cuffs ; these cuffs are sewn up at the ends, making a sort of bag into which each arm is placed ; the seams are covered with leather bands, attached to which are leather straps and steel buckles which, when strapped



Illustration No. 2

Back view of strait-jacket.

upon a person, fit and buckle up in back (see Illustration No. 2). The sleeves of this jacket are made so long that when the arms of the wearer are placed in them and folded across the chest (see Illustration No. 1), the leather cuffs of the sleeves, to which are attached straps and buckles, meet

METHOD OF ESCAPE

at the back of the body, one overlapping the other (see Illustration No. 2). The opening of the strait-jacket is at the back, where several straps and buckles are sewn, which are fastened at the back as is shown in Illustration No. 2.

The first step necessary to free yourself is to place the elbow, which has the continuous hand *under* the opposite elbow, on some solid foundation, and by sheer strength exert sufficient force at this elbow so as to gradually force it up towards the head, and by further persistent straining you eventually force the head under the *lower arm*, which results in bringing both of the encased arms in front of the body. (It is very important that these instructions be followed closely step by step, and when placing the arms across the chest sufficient care must be observed to simply place one arm on top of the other, and not have them interlocked.)

Once having freed your arms to such an extent as to get them in front of your body, you can now undo the buckles of the straps of the cuffs with your teeth, after which you open the buckles at the back with your hands, which are still encased in the canvas sleeves, and then you remove the strait-jacket from your body.

There are various different kinds of strait-jackets, made from different materials, some being entirely made of leather, and, of course, the more inflexible the material the more difficult and longer the time necessary for making your release.

In 1901, Count Schwerin, then chief of police of Hanover, Germany, had his warders place me in a strait-jacket from which it took me one hour and twenty-nine minutes to effect my release. The pain, torture, agony, and misery of that struggle will forever live in my mind.

HANDCUFF SECRETS

There is a peregrinating impostor in Germany who escapes from a strait-jacket from which any child could make its escape. He has it made of pliable white canvas, with very long sleeves and short body, though when strapped on him it seems as if he were firmly secured, and in making his escape he goes through fantastic gyrations and eventually wriggles out of his fastenings.

The American imitators, as a rule, improvise a strait-jacket that they can pull over their heads. Of course, these latter two are trick strait-jackets and should not be confounded with the genuine ones.

CHAPTER XIV

HISTORICAL LOCK-PICKING CONTESTS WITH JAMES SARGENT AS THE CENTRE FIGURE

ON September 27, 1869, James Sargent caused an open letter to be published challenging the Yale Lock Manufacturing Company to a lock-picking contest and specifying conditions as follows :

“TO THE YALE LOCK MANUFACTURING COMPANY, NO. 1
BARCLAY ST., NEW YORK.

“Gentlemen,—Believing as I do that throughout this country the bank locks made by you and those made by Sargent & Greenleaf, of Rochester, N.Y., are more generally depended upon than any others, and having been engaged for many years in trying to raise the standard of burglar-proof security, pointing out and condemning that which is faulty, and more firmly establishing that which is good, I believe it is no more than fair and right that we should show our confidence in the work we are making by taking a small portion of such risks as we are asking capitalists to assume every day. I have, therefore, drawn up, at the suggestion of several moneyed men, the following proposition, which I trust will meet your approbation and be satisfactory to the public. What I propose is a test of our respective locks on

terms as follows : We will choose a committee of five responsible bankers or brokers, two to be chosen by you and two by myself and the fifth by these four, and provide two suitable rooms for the trial. You place in one of the rooms two safes, one secured by your best Double Dial Combination Bank Lock, the other by your Double Treasury Permutation Lock. In the other room I will place two safes, the door of one secured by my No. 1 Magnetic Combination Lock and the other by my No. 1 Automatic Combination Bank Lock, recently adopted by the United States Treasury Department. The locks for the test shall be those already on safes heretofore sold to customers, or now in the sales-rooms of parties using our locks. Each party shall place in the hands of the committee the sum of four thousand dollars (\$4,000), making eight thousand dollars (\$8,000), one-half (\$4,000) to be paid to the party first opening both of competitor's locks without injury to lock or safe, and the remaining half (\$4,000) to be paid to the party first opening both of competitor's locks without injury to locks or safes. Each party to lock his own lock on a combination of his own choosing, handing the same, sealed, to the chairman of said committee, to be unsealed in the presence of both parties, and only when the trial is concluded. The lock shall be set on true combinations, so that the committee can open them on those combinations after the trial, and (without knowing the combination) the committee and both parties concerned shall see all the locks opened and closed when the trial commences, to know that they are in good working condition. And there shall be a report of the arrangements given by the committee at the commencement of the trial in the New York daily papers, and at the close a full report,

HISTORICAL LOCK-PICKING CONTESTS

including the result ; and should there be any unfairness on either side, the committee shall report it. The time for each to operate on his competitor's locks shall be limited to forty-eight hours, or eight hours per day for six successive days. Each party to have the privilege of choosing assistants, but only two persons shall have access to each room at the same time during the trial. As soon as any one of the locks is opened, the numbers on which it was opened shall be written and handed in a sealed envelope to the committee, who shall note the time of receiving it, and report this time immediately to the party whose lock is picked, and to this party only. All other information in regard to the test, received by the committee after the trial commences, shall be kept secret by them till it has ended.

“ This proposition will remain open five days for your acceptance or rejection, then, if accepted, the trial will commence the following week. I would respectfully ask that an answer to the above be made through New York daily papers.

“ (Signed) JAMES SARGENT.”

To the foregoing letter the Yale Lock Manufacturing Co. made the following reply :

“ To JAMES SARGENT, ESQUIRE, NEW YORK.

“ Sir,—Newspaper publications of yours of recent date, having evidently been intended to shake the confidence of the business community in bank locks of our manufacture, we will willingly afford you an opportunity to demonstrate your ability as an expert in lock picking, although we beg leave to take exception to those parts of the article referred

to in which, perhaps inadvertently, you seem desirous of conveying the impression that your locks and ours stand upon an equality in the market.

“ If you will accommodate us with a trial, we will select from the business community of this city two responsible gentlemen, you may select two others, and the four thus chosen shall select a fifth, the whole five to constitute a committee to see that the following conditions and arrangements are properly carried out :

“ We will deposit with the committee the sum of \$5,000, you to do the same, and the whole amount (\$10,000) shall be paid over to you if you succeed in *picking* our lock without injury to it or to the safe to which it may be attached.

“ We will provide for the trial a safe now in use or in stock, having on it one of our *No. 1 Double Dial Combination Locks*, which safe shall be placed in a room to be selected by the committee. After the lock has been inspected by yourself, and you are satisfied that it is in its normal condition, we will set each of its two dials on a combination of our own choosing, and hand to the committee, in a sealed letter, the numbers of the combinations, which letter shall be opened in the presence of both parties after you shall have completed your attempt. If you shall have been unsuccessful, the lock shall then be opened by one of the committee, in accordance with our ordinary printed directions for the same, and by means of the combinations named in the above-mentioned letter.

“ Prior to commencing the trial, and in the presence of the committee (who shall be acquainted with the combinations on which the lock is set) we will lock and unlock the lock, to

HISTORICAL LOCK-PICKING CONTESTS

demonstrate to the committee that it is in working order, and that it yields readily to the combinations.

“These preliminaries having all been complied with, we will place the lock at your disposition for the space of one week, making no restrictions as to the number of hours in which you may operate on it, only requiring that the test shall be strictly a picking one, and that no violence shall be used either with the safe or the lock; the latter to remain uninjured at the close of the trial.

“We will allow you to choose your own assistants, only one of whom shall be with you at any one time.

“It is further to be understood that at the expiration of the allotted time, should our lock have proved superior to all your attempts and still remains unopened, the deposit of \$10,000 in the hands of the committee shall be declared forfeited to us and be paid over to us by the committee.

“Thus far, our challenge has had reference only to our No. 1 Double Dial Lock. We now offer to submit our No. 2 Single Dial Lock to the same test, should you fail of success with the No. 1.

“It is a notorious fact, though you avoid its mention, that a lock may be proof against picking while it is ridiculously weak in other respects. Few bankers would feel it much of a consolation to be told, after having been robbed, that the lock they relied upon could not have been picked, though it was easily forced.

“We therefore offer further to submit a challenge for a competitive trial between our locks and yours. Each lock to be subjected to the ultimate test of a burglar's tools and a burglar's privileges. To this end we propose that the committee shall provide a suitable room for each trial, and

each party furnish a lock of his own manufacture and such as he has been selling for at least three months, and see that it is properly attached to the door of a safe to be provided for the purpose. The locks then to be inspected by the committee, and each to be locked by its maker and the combinations handed, under seal, to the committee, as specified above for the picking trial of our No. 1 lock.

“When all is ready, we propose that each party, with two assistants only, shall have access to his competitor’s lock, with such tools as he may select, and be allowed ten consecutive hours in which to operate upon the lock, using any means he may please to force or break it open ; his efforts being strictly confined, however, to the lock and not to be directed against the door or the safe.

“As a pecuniary inducement for your acceptance of this challenge, and as a guarantee of our good faith in it, we propose that each party stake a sum of \$2500 upon the result ; depositing that amount with the committee, and that the total (\$5000) be paid over to the party who first succeeds in breaking his competitor’s lock.

“We will hold the above proposition open for your acceptance or rejection for five days from date, and await your answer through the daily press of this city.

“(Signed) YALE LOCK MANUFACTURING CO.

“October 2, 1869.”

I present a clipping from the “New York Times” of October 14, 1869 :—

“The Bank Lock contest which has been carried on in the New York papers for some weeks past culminated yesterday in Sargent’s picking the Yale Double Dial Bank Lock and

HISTORICAL LOCK-PICKING CONTESTS

winning thereby the \$1200 staked upon the result of the trial.

“After Mr. Sargent published the statement that the Yale locks could be picked, parties interested in the sale and in the use of these locks desired to have the matter settled by actual demonstration. Accordingly, Mr. John B. Yale, treasurer of the Yale Lock Manufacturing Company, and Mr. Sargent, arranged for a test. Mr. Yale selected on the committee to superintend the trial Mr. John Farrel, of the firm of Herring, Farrel & Sherman, safe makers, using the Yale locks, and Mr Sargent selected Mr. R. A. Ballou, general manager of the American Steam Safe Company, using the Sargent locks, and they two selected as the third member of the committee, and umpire, Geo. H. Wyckoff, Esq., cashier of the New York Co. National Bank. The committee took care to see that everything was fairly done and with the view of determining the facts in regard to the lock.

“THE RESULT APPEARS IN THE FOLLOWING REPORT OF COMMITTEE.

“We, the undersigned, having been appointed a committee to superintend a test of the Yale Double Dial Bank Lock against picking, and to report the result, hereby report as follows :

“In accordance with the provision of an agreement between Mr. John B. Yale, of the Yale Lock Manufacturing Company, and Mr. James Sargent, proprietor of the Sargent Bank Lock, signed and witnessed, on the 13th inst. a Yale Double Dial Bank Lock taken from the stock on hand for use, was fitted at the Herring Manufactory to a fine burglar-proof safe, and placed in a room on 14th St., in this city and,

HANDCUFF SECRETS

after Mr. Yale had himself set the lock on a combination of his own choosing, one thousand dollars (\$1000) furnished by Mr. Yale, and two hundred dollars (\$200) furnished by Mr. Sargent, with the understanding that the \$1200 was to be Mr. Sargent's if he should pick the lock within forty-eight working hours, and Mr. Yale's if he should not do it, was placed in the safe by the committee, and the door was then closed and locked by Mr. Yale in the presence of the committee and others. The operation upon the lock was commenced at 12 o'clock noon, yesterday, and continued till 5 o'clock p.m., when the operators (Mr. Sargent and one assistant) left for the night, and the safe was placed in the care of the watchman till 8 o'clock this morning, when the operators returned and resumed their work. At 11 o'clock this morning they had completed their undertaking, having in about 8½ hours picked the lock and opened the safe without the slightest injury to either the lock or the safe. The picking was fairly done and the money was awarded to Mr. Sargent.

“(Signed)

“JOHN FARREL, of Herring, Farrel & Sherman;

“R. A. BALLOU, General Manager Am. Steam Safe Co.,

“GEO. H. WYCKOFF, Cashier New York County National Bank.”

TO THE PUBLIC

“Office Hall's Safe and Lock Co.,

“Chicago, Jan. 28, 1870.

“Having exhausted all fair means to induce Mr. James Sargent to attempt to open our “Victor Lock,” and having, through permission of A. Vance Brown, Esq., president National Bank of Commerce, sent him a challenge on the

HISTORICAL LOCK-PICKING CONTESTS

20th inst. to operate on either of our locks on safe furnished said Bank on terms which all disinterested parties will consider perfectly fair and honourable, and to which he failed to respond, he waits until the bank has withdrawn permission to have the locks tested, and then comes out in flaming style, proposing to try his skill on these identical locks. In order not to leave him another *hole through which he might wriggle*, we again made application to National Bank of Commerce, and also the Fifth National Bank of Chicago, for permission for him to try their locks. The result of our application will be seen in the subjoined letters :

“ National Bank of Commerce,

“ Chicago, January 28, 1870.

“ To Joseph L. Hall, Esq., of Hall’s Safe and Lock Co.

“ Dear Sir,—I must beg to decline your request to allow the locks on safe of this bank to be subjected to a trial of picking. The controversy between yourself and Mr. Sargent can be conducted and concluded in some manner that will not involve inconvenience to anyone. As before indicated to you, I have no reason to question the security of your *Safe* or *Locks*.

“ Respectfully,

“ A. VANCE BROWN,

“ President Fifth National Bank, Chicago.”

“ Jan. 27, 1870.

“ Joseph L. Hall, Esq.,

“ President Hall’s Safe and Lock Co., Chicago.

“ Dear Sir,—Your request that we allow the test of an expert upon the Hall Victor Lock upon the safe purchased of you by this bank, we feel obliged to decline. We have

HANDCUFF SECRETS

no reason to question the *entire safety* of the safe with the *locks* thereon.

“Yours respectfully,

“ISAAC G. LOMBARD, Cashier.”

“In his *windy* article which appears in the morning dailies, he makes no allusion to our acceptance of his challenge in which we proposed to submit an exact duplicate of the locks on safes referred to, on which he might operate for thirty hours, subject to the same conditions and arrangements as proposed by himself. Nor does he in any way allude to the fact that we accepted his proposition to put our locks, either our 4th class “*Victor*” or our “*Four Wheel Chronometer*,” up against his *best* “*Automatic*,” in a mutual test on the precise conditions as named by him, save that the trial should not come off until after the 22nd of February next. We have meant *business* in this matter from the beginning, and make the foregoing statement, that the public may not be misled by *false* impressions, or by his LOUD BUGLING, *after the coast is clear*. Our President (Mr. Hall) having returned to Cincinnati last night, Mr. Sargent’s communication will receive his attention in due time.

SARGENT TO BROWN

“Hall’s Safe and Lock Co.,

“Chicago, Jan. 28, 1870.

“A. Vance Brown, Esq.,

“President National Bank of Commerce.

“Dear Sir,—It was my intention to say nothing to the public about the treatment I have received from you from the beginning of this Lock controversy, nor should I have

done so but for the letter you gave to Hall, and which was published in the *Post* of to-day. Now for the facts. On the 21st you accepted my proposition, in the presence of one of your directors, and others, to allow me to test the Hall VICTOR Bank Lock on the vault door of your bank, by picking, and if I succeeded in so doing, you to give me the picked lock and to purchase from me one of my best Bank Locks, to take the place of the one picked. This test was to take place on Monday, 24th, at which time I appeared at your bank prepared for the trial; when lo! I was shown a telegram from Hall to you dated at Cincinnati, requesting a postponement of the test until his arrival. You also, on the 20th inst., offered to put up \$500 that said lock could not be picked, and when asked by one of your directors if you would put up your own money, or Hall's, you said, "MY OWN, whether Hall will back me or not, and if the lock can be picked I won't pay Hall for the safe." Now, Sir, on the arrival of Hall, why this sudden change of base, this going back on all your previous statements? I am still ready to test the lock according to either of the previous agreements.

"Respectfully yours,

"JAMES SARGENT."

SARGENT TO THE WORLD

"I have deposited with the First National Bank of this city, as the subjoined receipt will show. One Thousand Dollars, which I hereby offer as a reward to Joseph L. Hall, or any other man who will pick, in thirty hours, without injury to the lock or safe, any one of the nine locks on the following safes :

“ Four locks on the National Bank of Commerce.

“ Three locks on the Illinois State Savings Institution.

“ Two locks on the Fourth National Bank ; or

“ Three to be put on safe in Manufacturers’ National Bank, or one to be put on the vault door of the First National Bank.

“ Should the party desire it, I will take any one of the locks chosen apart, and let them examine it, and take measurements of every piece before trial, and then put it together in his presence and the presence of the committee, three of which may be chosen—one by myself, one by Hall or any other man, and the two so chosen to choose the third party ; the one chosen by me shall set the combination lock, lock and unlock it in the presence of the committee, to show it is in good working order, they not knowing the combination on which it is set.

“ ‘ First National Bank, Chicago,

“ ‘ Feb. 2, 1870.

“ ‘ Received of James Sargent one thousand dollars, to be paid to any person who may pick his bank lock according to the terms of his above-published offer, or, if not used, to be returned to him in five days from date hereof.

“ ‘ (Signed) L. J. GAGE, Cashier.’

“ As bankers who are now using Hall’s best twelve-wheel double-dial *Victor* bank lock on their safes dare not give me a trial, for fear I will pick them, I now offer to the National Bank of Commerce, or the Fifth National Bank of Chicago, *one hundred dollars* to allow me the privilege of a trial by picking either one of the Hall locks on their

HISTORICAL LOCK-PICKING CONTESTS

safes, and, if I succeed, they to give me a certificate of the fact. I will furnish them with a good fire and burglar-proof safe during the trial, so their business will not be interrupted. If this will not satisfy bankers and the public, what will ?

“Any communications, for the next five days, may be addressed to the care of Pratt and Covert, 86 Washington Street.

“JAMES SARGENT.”

CHAPTER XV

HANDCUFFS, KEYS, AND INSTRUCTIONS REGARDING SAME¹

1.—HEAVY EARLY TOWER CUFF.

THE first handcuff invented or patented by J. J. Tower. It is a simple ratchet lock, and the one key will unlock the leg-irons as well as the handcuffs. The keyhole is on the bottom of the manacle instead of the side. Patented May 26, 1874. Patent number 151,452.

2.—ANKLE-IRONS, EARLY TOWER.

Same instructions as No. 1.

3.—REGULATION DOUBLE LOCK TOWER CUFF.

Known as the Tower and Lyon double lock handcuff. This key is a most important key; thousands of this style have been placed on the market, as they are really a secure cuff. It is the joint patent of J. J. Tower and H. W. Kahlke, patented December 15, 1879. Patent number 22,751. This cuff can be double locked, and to unlock it will only require a double lock to release the bolt. Care should be taken of this key, for if anything is broken in lock it must either be cut off wrists or lock prised open, which is next to impossible, as the cuff is machine-made (see p. 34).

4.—REGULATION DOUBLE LOCK TOWER LEG-IRON.

Same principle as above cuff, but used only for the ankles (see p. 36).

¹ Unless otherwise stated, when Patent number is mentioned, it is the American Patent number.

HANDCUFFS, KEYS, AND INSTRUCTIONS

5.—YALE PRINCIPLE GRAND MASTER KEY FOR ALL PURPOSELY ALTERED CUFFS.

This key is to be used on the double lock cuffs that have been changed, so that the original key cannot open. This key will open all regulation cuffs, but use it only for cuffs that have been tampered with.

6.—H. W. KAHLKE'S FLAT RATCHET CUFF.

7.—ORIGINAL LEG-IRON, ALSO INVENTION OF H. W. KAHLKE.

8.—UNIVERSAL OLD STYLE BEAN CUFF.

Invented by E. D. Bean, patented November 28, 1882; patent number 268,171. Bean has invented quite a number of various police equipments, but this is the first cuff that he placed on the market. The key marked 8 is for his original handcuff, and will also unlock the leg-irons.

9.—DISCARDED OLD STYLE BEAN LEG-IRON.

Same as No. 8 (see p. 36).

10.—IMPORTANT BEAN FLAT KEY.

It is also a Bean key, made thinner, and the teeth are a little longer, as the cuffs vary.

11.—NEW REGULATION BEAN CUFF—extra heavy (see p. 36).

12.—IMPROVED BEAN LEG-IRON.

Same key as No. 11.

13.—EXTRAORDINARY BEAN GIANT HANDCUFF.

The justly celebrated Bean Giant. For many years Capt. Bean offered a reward of \$500 to whomsoever could escape

HANDCUFF SECRETS

from this cuff, with or without the key, if he (Bean) locked the cuff himself on the person's wrists. Houdini, the original Handcuff King, is the only one who has ever claimed the reward, and he had to release himself with the cuffs locked on his wrists behind his back, and the keyhole away from his fingers. You will note that this key is a long one, as it is impossible to reach the handcuff lock with the regulation key; and with the aid of this extension you are enabled to reach the keyhole with ease and facility. This cuff was patented Nov. 1, 1887, number 372,510. Properly presented, this is a good trick for exhibition purposes, that is, to carry a cuff of your own and show to the public how difficult this handcuff is to escape from, by locking it on one of your committee's wrists, giving him the original key and asking him to unlock cuff (see p. 36).

14.—HANDCUFF KNOWN AS "PINKERTON," OR "LIGHT-WEIGHT DETECTIVE."

15.—RATCHET CUFF, INVENTED BY W. V. ADAMS.

The first ratchet ever patented. Invented and patented by W. V. Adams, June 17, 1862. Patent number 35,576. This cuff looks like the double-lock ratchet, but the keyhole in cuff is finer, and the key barrel is larger and made specially thin. There are lots of this class about. Turn key half way and cuff opens.

16.—INVENTOR AHREND'S CUFF, KNOWN AS ROMER'S.

Handcuff patented by Herman Ahrend and assigned to Romer, of Newark. Patent number 226,949; April 27, 1880 (see p. 33).

HANDCUFFS, KEYS, AND INSTRUCTIONS

17.—CUFFS OF PADLOCK SHAPE, CALLED ROMER'S LEG-IRONS.

Same style as No. 16, but used exclusively for the ankles. This manacle is shaped like a padlock and looks like two padlocks chained together. Very common.

18.—HOUDINI MASTER KEY FOR ALL COMMON REGULATION ENGLISH HANDCUFFS.

The above cuffs are of British origin, and the principal manufacturers are Hiatt, of Birmingham; Frogatt, of Bordesley; and at one time the Providence R. I. Tool Co. made this style. The key in this set being split allows you to really unlock almost any cuff of this pattern, as you simply insert key, give it sufficient turns to catch hold of thread on bolt, and pull. This split key is the invention of Harry Houdini, who patented it in England, and is the best master ever used on any style cuff (see p. 6).

19.—WIDE MASTER KEY FOR 95 PER CENT OF ALL BRITISH LEG-IRONS.

Can also be used for extra heavy handcuffs. There are thousands of these cuffs about, as they are the cheapest made, and are used all over the world. Same as 18, but larger bore.

20.—ENGLISH HANDCUFF, LATEST PATENT.

This cuff is not sold to everyone, but only to police, and you must prove that you are an official. The firm of Hiatt refuses to sell to handcuff kings and dealers, and this key sent in set is positively the first one in America. Wrap the thread with cloth so that it will not wear out, as you will note that the thread is on the outside of the key (see p. 21).

21.—IMPROVED MASTER KEY FOR ENGLISH PLUG EIGHT CUFF.

There are at least eight different sizes of this cuff, but the Improved Master will unlock all. This cuff is also known as a Slave Iron. There are two varieties of this cuff, one known as the Boar Cuff, which is twice as heavy as the regulation. Key 21 has two teeth on top, thus you will require to remove the plug before it is possible to insert the key proper. Some of the plugs unscrew to the right and some to the left. When cuff is being locked on you, watch which way the key is being turned (see p. 14).

22.—SAME AS ABOVE, CALLED THE BOAR CUFF.

This has a barrel in end of key. Unlocks same as 21, but cuff is much heavier. Same keys will unlock leg-irons.

23.—SCOTLAND YARD FIXED CUFF.

This cuff is used in Scotland Yard Detective Department to defeat handcuff manipulators. To use key insert until peg is reached, turn half, then pull. Cuff looks like regulation English.

24.—KNOWN AS THE LILLY IRON.

Invented by Sergeant Lilly, of the United States Army, who never patented them, and, strange to say, he died with a pair of them on his wrists, suffering from delirium tremens. While this is not a regulation handcuff, it was adopted at one time, and can now be recognized as such. The key is simply a square, which unscrews or screws up the manacle. This is the only lock to the cuff (see p. 37).

HANDCUFFS, KEYS, AND INSTRUCTIONS

25.—NOVEL W. H. KIMBAL HANDCUFF.

The split-screw key, No. 18, will pull this cuff open. Cuffs are generally in possession of private or retired detectives. Patented August 7, 1860. Patent number 29,495.

26.—OLD DELESTATIUS HANDCUFF.

Patented December 10, 1861, and the key No. 18 will also open this cuff.

27.—WELL-KNOWN RANKIN CUFF.

Same key will unlock the leg-irons. Patented February 26, 1866, number 52,745. A very common cuff, and frequently produced. To unlock this cuff you must press down key and keep on turning as far as possible, then pull cuff open.

28.—NEW RANKIN LEG-IRON.

No. 27 key will also unlock this iron (see p. 33).

29.—A'CHENEY HANDCUFF.

Patented April 1, 1871, patent number 113,499. To unlock this cuff you allow it to go clear to the bottom, then you turn key half way round, the oblique end of bolt is presented, and another half turn opens lock, allowing it to be drawn open. Rare cuff, and never placed on market.

30.—SO-CALLED OREGAN BOOT, NEW STYLE.

31.—THE REAL A. P. BALDWIN LEG-IRON.

Patented July 25, 1876, patent number 180,311. Requires two keys or lock to unlock. Key given unscrews the square plug, the three-cornered gag assists in making length of band longer or shorter.

32.—HANDCUFF CALLED THE BOTTLE NECK.

(Robert H. Daley Cuff). Was manufactured by Marlin Fire Arms Co., patented December 2, 1879, number 222,252. Cuff is not made any more, but there are lots in use. Key must be inserted once, turned half way, forced down and another turn, which allows the cuff to pull apart. The key must remain in lock to open, but will lock without key.

33.—EXTRA FINE IVER JOHNSON HANDCUFF.

This cuff has been remodelled since 1906. Originally it was same key as Bean's No. 8. The key used on the new cuff will be seen is a barrel key. Patented November 18, 1884. Patent number 308,075. To unlock simply insert key and turn half way.

34.—HANDY THUMB CUFF.

Called handy because the cuff can be carried in a vest pocket. Patented by Frank McDonald, of Boise City, Idaho, January 3, 1888, number 375,945. It is stated that the inventor went east to place this cuff on the market, in 1888, and died on his return. The cuff has so far only been in very few hands, but now that the patent has expired a firm is making them, and they can be purchased in almost every police equipment establishment. As it is impossible to make use of the key in its original state, use Bean Giant extension, so that you can hold key in mouth to open (see p. 32).

35.—A. F. HYATT'S CHAIN CUFF.

Patented by A. Frank Hyatt, a well-known detective. Cuff is used all over the West. The lock is in the buckle,

HANDCUFFS, KEYS, AND INSTRUCTIONS

and is a very fine manacle ; can be used for hands or feet. Patented April 3, 1888, patent number 380,441.

36.—NEW ENGLISH STYLE COBB CUFF.

Also called Improved Bean Cuff. Bean, however, had nothing to do with this cuff except deny being its inventor. Patent granted to Cobb, May 2, 1899, patent number 623,984. There are two keys—one is for the cuff sold in England, and the other for the American cuff. The only difference is that the teeth vary, one being longer than the other.

37.—DITTO, CALLED AMERICAN COBB CUFF.

Same instructions as for No. 36 (see p. 34).

38.—CUMMINGS HANDCUFF.

Patented July 4, 1899, patent number 628,139. Key must be inserted and turned half way round.

39.—UNIVERSAL L. F. MALTBY HANDCUFF.

Patented Nov. 12, 1901, patent number 686,626. This cuff has a number of varieties. Five have been placed on the market so far. Several shapes are used in key. One cuff has two keys ; on one side you use the two-pointed key, and the other side use the key proper. In order to note the cuff being used, always ask to unlock cuff for you. Watch style key being used. In fact, do this to all cuffs.

40.—FOR THE MALTBY DEAD LOCK HANDCUFF.

This is the key for the dead lock in the double-locked Maltby, which has two separate locks, one on each side of cuff.

41.—FINE MALTBY CUFF, SMALL SIZE.

42.—KING MASTER KEY FOR MALTBY HANDCUFFS.

For all styles not covered by the above keys.

43.—IMPORTANT SPECIAL MALTBY.

This key will fit a special Maltby that is in the office of the Chief of Police in St. Louis, Mo.

44.—NELSON A. BURDICK CHAIN CUFF.

Patented September 15, 1903, patent number 738,983. Key used is like the regulation Bean, but has smaller teeth.

45.—GOVERNMENT JUDD CUFF.

Patented by Henry Judd, August 2, 1904. The key sent is to be forced down on the plug in keyhole as far as possible, turn to the left half revolution.

46.—ALL INSANE RESTRAINTS.

This key is for insane belts, crazy cribs, leather bootings, wristlets, etc. etc. Several devices are patented, some with buckle locking, others with small padlocks. This set of keys embraces the large as well as the small buckle locks. To open this lock you simply insert key and push. This throws out the pin and buckle is open. You now undo the strap. When the belt is made use of, the most reliable way to escape is to pull straps down over your feet and walk out of it. This will allow you to work lock with key in your mouth. This is important, especially if your hands are encased in a leather muff and you are unable to use your fingers.

47.—LOCKS ON BUCKLES, ON RESTRAINT BELTS AND FASTENINGS.

HANDCUFFS, KEYS, AND INSTRUCTIONS

48.—LATEST SPECIAL KEY FOR HOUDINI'S FIXED BEAN GIANT.

Originally in the possession of Detective-Sergeant Driver, of Chicago, who presented it to Gay, who in turn sold it to a dealer.

49.—ONE SPECIAL KEY FOR TOWER RATCHET, WITH EXTRA HEAVY POST.

This key can also be used on any ratchet where the post has been changed for a heavy one instead of the thin original.

50.—VERY POOR IMITATION RATCHET CUFF, MADE IN CHICAGO.

The cuff looks like a regulation ratchet, but the keyhole is slanted, and poorly constructed. Almost anything will open cuff.

51.—EXTRA LARGE LEG-IRON AT POLICE HEAD-QUARTERS, NEW YORK CITY.

52.—REGULATION KEY FOR CIVIL WAR HANDCUFFS.

English pattern cuff made in the United States.

53.—THUMB CUFF.

Owned by traveller of Tower & Lyon, who carries this cuff to defeat handcuff manipulators. Extension must be used on this key, as you must use your mouth to make use of key on thumb cuff.

54.—HANDCUFFS IN BUFFALO POLICE HEAD-QUARTERS.

55.—ELBERFELD CUFF, KNOWN AS THE BERLINER.

This key will fit the regulation size handcuffs, transport chain, and Germany belt cuff.

56.—WIDE BERLIN HANDCUFF.

Key is extra large, and will fit leg-irons or handcuffs (see p. 38).

57.—ORIGINAL RESTRAINT BELT.

This is a very important key.

58.—RESTRAINT BELT KEY OF DIFFERENT STYLE.

Not as important as 57.

59.—LEFT-HANDED RATCHET CUFF.

To unlock this cuff, which is a common ratchet, you insert key and turn to the left half way, which opens lock. A very simple lock.

60.—DORTMUNDER PRISON HANDCUFF.

This is the heavy handcuff used in the Dortmunder Prison.

61.—NOVA SCOTIA LEG-IRON.

Found in Nova Scotia by Houdini in 1895. Key turns half way. Scarce.

Pastime Books. Illustrated. 5s.

Cloth extra gilt.

Modern Magic. HOFFMANN.

More Magic. HOFFMANN.

Later Magic. HOFFMANN.

Modern Chess Problems. WILLIAMS.

Twentieth Century Magic. HOPKINS.

Magic and its Professors. EVANS.

Practical Palmistry. KEIRO.

Unmasking of Robert Houdin. HOUDINI.

Table Game Series. 3s. 6d.

F'cap 8vo, gilt tops.

Bridge Book (The); with diagrams in red and black. DUNN.

Modern Chess Primer. CUNNINGTON. (Also at 2/-)

Twentieth Century Standard Puzzle Book; diagrams, etc. A. CYRIL PEARSON.

Picture Puzzles and Word-Play. By the same.

Terms and Themes of Chess Problems; with diagrams. BLACKBURNE. (also at 2/-)

Tricks and Illusions; 300 illns. WILL GOLDSTON. 3/6 net. (Also at 2/6 net.)

Pastime Library. 2s. 6d.

Art of Practical Whist. DRAYSON.

Drawing-room Amusements and Evening Party Entertainments. HOFFMANN.

Handbook of Poker. FLORENCE.

Patience Games. HOFFMANN.

Secrets of Conjuring and Magic. HOFFMANN.

Secrets of Stage Conjuring. HOFFMANN.

GEORGE ROUTLEDGE & SONS, LIMITED.

Pocket Hoyle Series. 2s.

Pott 8vo.

Chess Games of Greco.

HOFFMANN. (Also at 1/6)

Dominoes and Draughts.

HOFFMANN. (Also at 1/6)

Hoyle's Games Modernized. HOFFMANN (1909). (Also at 1/6)

Pocket Hoyle Series. Pott 8vo, Cloth, 1s. 6d.

Boards, 1s.

Chess Endings from Modern Master Play. MIESES.

Trump Books. Cloth, 1s. 6d. Boards, 1s.

Auction Bridge and How to Play it. Capt. BROWNING ('Slambo')

Bridge and How to Play it. Fifteenth edition, entirely re-written. DUNN.

Cut Cavendish. Whist in a few Whiffs. MAINWARING

Hints on Bridge. ROOME.

Intellectual Whist. General DRAYSON. (1/6 only)

British Chess Handbooks.

Cloth, 1s. 6d. Boards, 1s.

Amateur's Chess Notebook.

British Chess Code.

Chess Endings. BLAKE.

Chess Lessons. CUNNINGTON. (New edition).

Chess Openings. CUNNINGTON.

Chess Traps. 87 diagrams. CUNNINGTON.

Classified Chess Games, 3 parts. BLANSHARD.


Half-hours with Morphy. CUNNINGTON.

How to Play Chess. CUNNINGTON.

Selected Chess Endings. CUNNINGTON.

GEORGE ROUTLEDGE & SONS, LIMITED.

*"Here's to my
Jolly Good Health,*



and to the Source of it"

Fry's
PURE CONCENTRATED
Cocoa

ESTABLISHED in the Reign of GEORGE II